

MotoDes



Circuit de la C.Valenciana

20 - 22 Septiembre 2019

Circuit de la C.Valenciana

AGUSTA

Parrilla de salida **CARRERA AGUSTA (Provisional)**

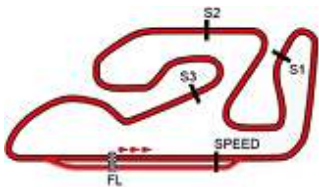
[4]	<b>210</b> CIURANA, Jessica 01:55,322	<b>290</b> LOPEZ,Navarro,C. 01:55,736	
[3]	<b>560</b> GARCIA,Miguel A. 01:49,542	<b>190</b> RIPOLL,Ignacio 01:50,191	<b>200</b> ZURRIAGA,Yeray 01:52,087
[2]	<b>940</b> PEREZ,Juan M. 01:42,284	<b>140</b> LOPEZ,Israel 01:43,855	<b>310</b> PEINADO,David 01:46,098
[1]	<b>250 &gt;Pole&lt;</b> KROH,Alan 01:40,692	<b>530</b> GONZALEZ,Daniel 01:41,243	<b>400</b> GONZALEZ,Alexis 01:41,782



C. Deportivos

Director de Carrera

Cronometrador



MotoDes



## Campeonato Interautonómico de Velocidad

20 - 22 Septiembre 2019

Circuit de la C. Valenciana

Length: 4005 metros

### Results

### Warm Up F3 MV AGUSTA

Pos.	N.	Rider	Team	Motorcycle	Nat.	Best Lap	iL	Laps	Gap	Interval	Speed	Cat.
1	25	KROH, Alan	MV Agusta F.	MV Agusta		<b>01:40,892</b>	6	6			142,91	AGU
2	53	GONZALEZ, Daniel	New Holland	MV Agusta	CLM	01:42,017	3	5	00:01,125	00:01,125	141,33	AGU
3	4	GONZALEZ, Alexis	Privado	MV Agusta	CLM	01:42,428	3	6	00:01,536	00:00,411	140,76	AGU
4	94	PEREZ, Juan M.	Box 31	MV Agusta	GC	01:42,482	5	5	00:01,590	00:00,054	140,69	AGU
5	14	LOPEZ, Israel	XCTech	MV Agusta	CLM	01:44,408	4	6	00:03,516	00:01,926	138,09	AGU
6	31	PEINADO, David	Box 31 Motos	MV Agusta	CLM	01:46,444	4	5	00:05,552	00:02,036	135,45	AGU
7	56	GARCIA, Miguel A.	Box 31	MV Agusta	CLM	01:49,145	3	4	00:08,253	00:02,701	132,1	AGU
8	19	RIPOLL, Ignacio	Box 31 Motos	MV Agusta	CLM	01:51,205	4	5	00:10,313	00:02,060	129,65	AGU
9	2	ZURRIAGA, Yeray	Ridocci Performance	MV Agusta	VAL	01:52,675	3	5	00:11,783	00:01,470	127,96	AGU
10	21	CIURANA, Jessica	Ridocci Performance	MV Agusta	VAL	01:54,321	2	5	00:13,429	00:01,646	126,12	AGU
11	29	LOPEZ-Navarro, C.	Motos Bordoy	MV Agusta	CAT	01:57,176	3	5	00:16,284	00:02,855	123,05	AGU

Circuit de la C. Valenciana

Final Official

Provisional Official

Length: 4005 m. Hour: 10:00

JURY:

C.of the Course:

C.Timekeeper:

Hour:

Hour: 22/09/2019

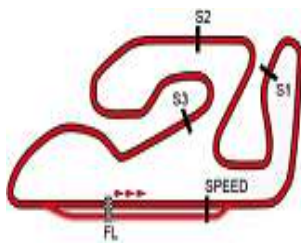
Hour: 10:12:18



CRONOCIRCUIT: oscar.outierrez@circuitvalencia.com

Master Timing, Sport Timing Systems, cronometrajes.es - mastertiming.es by Eventronic www.eventronic.es 19FJAP63





Circuit de la C.Valenciana

Campeonato Interautonómico de Velocidad

ANALYSIS / SECTORS Warm Up F3 MV AGUSTA

2	ZURRIAGA,Yeray	Ridocci Performance				
	VAL	P.Vmax: 10 T. Ideal: 01:52,093				
Lap Time	Sector 1	Sector 2	Sector 3	Sector 4	V.Max	Hour
1 START	01:37,090	00:32,174	00:29,318	00:32,010		10:03:12
2 01:54,887	00:26,509	00:30,609	00:27,457	00:30,312	209,03	10:05:07
3 <b>01:52,675</b>	00:26,000	<b>00:29,963</b>	00:26,643	<b>00:30,069</b>	<b>215,28</b>	10:06:59
4 01:52,996	00:25,710	00:30,448	<b>00:26,506</b>	00:30,332	<b>215,28</b>	10:08:52
5 01:53,460	<b>00:25,555</b>	00:30,399	00:27,215	00:30,291	<b>215,28</b>	10:10:46

4	GONZALEZ,Alexis	Privado				
	CLM	P.Vmax: 2 T. Ideal: 01:42,179				
Lap Time	Sector 1	Sector 2	Sector 3	Sector 4	V.Max	Hour
1 START	00:48,190	00:28,478	00:24,229	00:28,193		10:02:10
2 01:42,929	00:23,775	00:27,322	00:23,831	00:28,001	221,92	10:03:53
3 <b>01:42,428</b>	00:23,737	00:27,295	<b>00:23,728</b>	<b>00:27,668</b>	221,92	10:05:36
4 01:46,333	00:25,976	00:28,295	00:24,057	00:28,005	222,68	10:07:22
5 01:43,410	00:23,799	<b>00:27,179</b>	00:23,914	00:28,518	<b>224,22</b>	10:09:05
6 PIT	<b>00:23,604</b>	00:27,243	00:24,186	00:36,948	221,16	10:10:57

14	LOPEZ,Israel	XCTech				
	CLM	P.Vmax: 4 T. Ideal: 01:44,281				
Lap Time	Sector 1	Sector 2	Sector 3	Sector 4	V.Max	Hour
1 START	01:23,477	00:30,018	00:25,320	00:29,296		10:02:49
2 01:46,616	00:24,697	00:28,468	00:24,729	00:28,722	220,41	10:04:36
3 01:44,794	00:24,422	00:27,805	00:24,269	00:28,298	220,41	10:06:21
4 <b>01:44,408</b>	<b>00:24,419</b>	<b>00:27,606</b>	00:24,188	<b>00:28,195</b>	220,41	10:08:05
5 01:44,550	00:24,439	00:27,740	<b>00:24,061</b>	00:28,310	<b>221,16</b>	10:09:50
6 PIT	00:25,077	00:31,306	00:26,987	00:40,774	219,66	10:11:54

19	RIPOLL,Ignacio	Box 31 Motos				
	CLM	P.Vmax: 11 T. Ideal: 01:50,761				
Lap Time	Sector 1	Sector 2	Sector 3	Sector 4	V.Max	Hour
1 START	01:38,290	00:32,127	00:28,580	00:31,488		10:03:12
2 01:52,069	00:26,066	00:29,188	00:26,513	00:30,302	210,39	10:05:04
3 01:51,404	00:26,012	<b>00:29,145</b>	00:26,105	<b>00:30,142</b>	<b>211,76</b>	10:06:55
4 <b>01:51,205</b>	<b>00:25,600</b>	00:29,204	<b>00:25,874</b>	00:30,527	208,36	10:08:46
5 01:51,906	00:25,832	00:29,358	00:26,157	00:30,559	209,03	10:10:38

21	CIURANA,Jessica	Ridocci Performance				
	VAL	P.Vmax: 6 T. Ideal: 01:53,423				
Lap Time	Sector 1	Sector 2	Sector 3	Sector 4	V.Max	Hour
1 START	01:41,080	00:31,155	00:28,336	00:30,905		10:03:13
2 <b>01:54,321</b>	00:26,481	00:30,431	00:27,377	<b>00:30,032</b>	218,92	10:05:07
3 01:54,517	00:26,541	<b>00:30,105</b>	00:27,322	00:30,549	218,18	10:07:01
4 01:55,146	00:26,732	00:30,223	00:27,416	00:30,775	<b>219,66</b>	10:08:57
5 01:54,471	<b>00:25,965</b>	00:30,309	<b>00:27,321</b>	00:30,876	216,72	10:10:51

25	KROH,Alan	MV Agusta F.				
		P.Vmax: 1 T. Ideal: 01:38,882				
Lap Time	Sector 1	Sector 2	Sector 3	Sector 4	V.Max	Hour
1 START	01:04,260	00:31,920	<b>00:21,586</b>	00:28,517		10:02:27
2 01:43,149	00:23,338	00:27,511	00:24,438	00:27,862	224,22	10:04:11
3 01:41,530	<b>00:23,034</b>	00:27,085	00:23,754	00:27,657	225,78	10:05:52
4 01:41,335	00:23,152	<b>00:26,730</b>	00:23,848	00:27,605	<b>228,98</b>	10:07:33
5 01:49,411	00:23,154	00:27,040	00:25,387	00:33,830	226,57	10:09:23
6 <b>01:40,892</b>	00:23,044	00:26,775	00:23,541	<b>00:27,532</b>	225,78	10:11:04

29	LOPEZ-Navarro,C.	Motos Bordoy				
	CAT	P.Vmax: 5 T. Ideal: 01:56,792				
Lap Time	Sector 1	Sector 2	Sector 3	Sector 4	V.Max	Hour

1 START	01:37,810	00:33,572	00:30,382	00:31,336		10:03:14
2 01:58,070	<b>00:26,833</b>	00:31,598	00:28,512	00:31,127	<b>220,41</b>	10:05:12
3 <b>01:57,176</b>	00:27,136	00:31,307	<b>00:27,910</b>	<b>00:30,823</b>	218,18	10:07:10
4 01:57,969	00:26,926	<b>00:31,226</b>	00:28,360	00:31,457	218,92	10:09:07
5 01:57,695	00:27,244	00:31,540	00:28,073	00:30,838	216,00	10:11:05

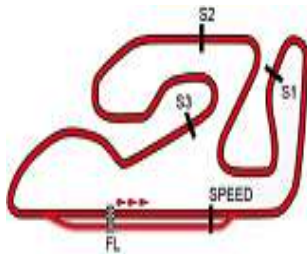
31	PEINADO,David	Box 31 Motos				
	CLM	P.Vmax: 9 T. Ideal: 01:46,339				
Lap Time	Sector 1	Sector 2	Sector 3	Sector 4	V.Max	Hour
1 START	00:59,249	00:29,371	00:25,430	00:29,430		10:02:25
2 01:48,089	00:24,968	00:28,661	00:25,473	00:28,987	216,00	10:04:13
3 01:46,648	00:24,787	00:28,249	00:24,950	<b>00:28,662</b>	217,45	10:05:59
4 <b>01:46,444</b>	00:24,652	<b>00:28,204</b>	<b>00:24,830</b>	00:28,758	<b>218,18</b>	10:07:46
5 PIT	<b>00:24,643</b>	00:33,300	00:30,125	00:46,877	<b>218,18</b>	10:10:01

53	GONZALEZ,Daniel	New Holland				
	CLM	P.Vmax: 8 T. Ideal: 01:42,006				
Lap Time	Sector 1	Sector 2	Sector 3	Sector 4	V.Max	Hour
1 START	01:13,130	00:30,455	00:24,295	00:28,300		10:02:37
2 01:42,687	00:23,996	00:27,199	<b>00:23,619</b>	00:27,873	218,18	10:04:20
3 <b>01:42,017</b>	<b>00:23,646</b>	<b>00:27,061</b>	00:23,630	<b>00:27,680</b>	<b>218,92</b>	10:06:02
4 PIT	00:24,165	00:28,363	00:24,329	00:39,332	216,00	10:07:58
5 02:28,158	01:08,257	00:27,910	00:24,166	00:27,825		10:10:26

56	GARCIA,Miguel A.	Box 31				
	CLM	P.Vmax: 3 T. Ideal: 01:48,979				
Lap Time	Sector 1	Sector 2	Sector 3	Sector 4	V.Max	Hour
1 START	02:13,210	00:30,300	00:26,593	00:30,195		10:03:41
2 01:50,250	00:25,263	00:29,577	00:26,048	00:29,362	221,16	10:05:32
3 <b>01:49,145</b>	<b>00:24,801</b>	00:29,460	<b>00:25,609</b>	<b>00:29,275</b>	221,92	10:07:21
4 PIT	00:25,227	<b>00:29,294</b>	00:25,908	00:41,634	<b>222,68</b>	10:09:23

94	PEREZ,Juan M.	Box 31				
	GC	P.Vmax: 6 T. Ideal: 01:39,173				
Lap Time	Sector 1	Sector 2	Sector 3	Sector 4	V.Max	Hour
1 START	01:04,100	00:32,000	<b>00:20,670</b>	00:28,492		10:02:26
2 PIT	00:23,900	00:27,688	00:24,287	00:39,030	<b>219,66</b>	10:04:21
3 02:27,205	01:07,326	00:27,510	00:24,051	00:28,318		10:06:49
4 01:42,628	<b>00:23,521</b>	00:27,130	00:24,021	<b>00:27,956</b>	<b>219,66</b>	10:08:31
5 <b>01:42,482</b>	00:23,574	<b>00:27,026</b>	00:23,825	00:28,057	<b>219,66</b>	10:10:14





MotoDes



GENERALITAT VALENCIANA

DEPUTACIÓ DE VALENCIA

CIRCUIT RICARDO TORMO

Circuit de la C.Valenciana

20 - 22 Septiembre 2019

Circuit de la C.Valenciana

Campeonato Interautonómico de Velocidad

Velocidades máximas Warm Up F3 MV AGUSTA

Name	Country/Res	Brand	Best 5 max. speed					Media	Max.
25 KROH,Alan		MV Agusta	229,0	226,6	225,8	225,8	224,2	226,3	229,0
4 GONZALEZ,Alexis	CLM	MV Agusta	224,2	222,7	221,9	221,9	221,2	222,4	224,2
56 GARCIA,Miguel A.	CLM	MV Agusta	222,7	221,9	221,2			221,9	222,7
14 LOPEZ,Israel	CLM	MV Agusta	221,2	220,4	220,4	220,4	219,7	220,4	221,2
29 LOPEZ-Navarro,C.	CAT	MV Agusta	220,4	218,9	218,2	216,0		218,4	220,4
94 PEREZ,Juan M.	GC	MV Agusta	219,7	219,7	219,7			219,7	219,7
21 CIURANA,Jessica	VAL	MV Agusta	219,7	218,9	218,2	216,7		218,4	219,7
53 GONZALEZ,Daniel	CLM	MV Agusta	218,9	218,2	216,0			217,7	218,9
31 PEINADO,David	CLM	MV Agusta	218,2	218,2	217,4	216,0		217,5	218,2
2 ZURRIAGA,Yeray	VAL	MV Agusta	215,3	215,3	215,3	209,0		213,7	215,3
19 RIPOLL,Ignacio	CLM	MV Agusta	211,8	210,4	209,0	208,4		209,9	211,8



CRONOCIRCUIT: oscar.gutierrez@circuitvalencia.com

