

Campeonato Interautonómico de Velocidad

20 - 22 Septiembre 2019

Circuit de la C.Valenciana

Length: 4005 metros

Results

1 Ent.Cronometrado

OPEN600-Winkers

Pos.	N.	Rider	Team	Motorcycle	Nat.	Best Lap	iL	Laps	Gap	Interval	Speed	Cat.
1	96	MORALES,Paco	ADM Paco Morales	Yamaha	ARG	01:38,692	5	11			146,09	OP
2	71	CASAS,Ferrán	CM Decarreras	Yamaha	CAT	01:38,923	10	12	00:00,231	00:00,231	145,75	OP
3	87	CASTAÑO,Pedro J.	Team 77	Sin Marca	MUR	01:39,629	7	9	00:00,937	00:00,706	144,72	OP
4	82	ROSELL,Elena	MotoDes	Yamaha	VAL	01:40,523	10	11	00:01,831	00:00,894	143,43	OP
5	91	FLOROV,Mihail		Yamaha		01:40,994	4	11	00:02,302	00:00,471	142,76	OP
6	79	BERBEL,Santiago	Peñón Ataque	Kawasaki	CLM	01:41,050	4	10	00:02,358	00:00,056	142,68	CO
7	530	GONZALEZ,Daniel	New Holland	MV Agusta	CLM	01:41,278	8	9	00:02,586	00:00,228	142,36	AGU
8	250	KROH,Alan	MV Agusta F.	MV Agusta		01:41,310	8	11	00:02,618	00:00,032	142,32	AGU
9	3	MESA,José P.		Yamaha		01:41,600	10	10	00:02,908	00:00,290	141,91	OP
10	400	GONZALEZ,Alexis	Privado	MV Agusta	CLM	01:41,782	7	8	00:03,090	00:00,182	141,66	AGU
11	66	DEL VALLE,Alejandro	CIV MotorSport	Yamaha	CLM	01:41,845	10	10	00:03,153	00:00,063	141,57	CO
12	36	SORIANO,Yousef	Independiente	Yamaha	VAL	01:41,915	7	10	00:03,223	00:00,070	141,47	CO
13	18	MARCO,Rafael	MotoDes	Sin Marca	VAL	01:42,011	11	11	00:03,319	00:00,096	141,34	OP
14	940	PEREZ,Juan M.	Box 31	MV Agusta	GC	01:42,284	6	8	00:03,592	00:00,273	140,96	AGU
15	21	MONTERO,Eduardo	Lorenzo C.GU	Yamaha	CLM	01:42,421	4	10	00:03,729	00:00,137	140,77	OP
16	2	FERNANDEZ,J.J.	Lorenzo C.GU	Yamaha	CLM	01:42,604	9	11	00:03,912	00:00,183	140,52	OP
17	86	AL-EMADI,Rayad I.	Independiente	Yamaha		01:42,667	11	11	00:03,975	00:00,063	140,43	OP
18	13	PINTO,Ismael	Independiente	Sin Marca	AND	01:42,735	8	9	00:04,043	00:00,068	140,34	CO
19	29	LOPEZ,Didac	Independiente	Sin Marca	CAT	01:42,753	7	9	00:04,061	00:00,018	140,32	OP
20	14	BELLOT,María	CM Mar R.T.Rojales	Yamaha	VAL	01:42,878	9	11	00:04,186	00:00,125	140,15	OP
21	44	ESCALERA,Aarón	Lorenzo C.TO	Yamaha	CLM	01:43,116	8	9	00:04,424	00:00,238	139,82	CO
22	140	LOPEZ,Israel	XCTech	MV Agusta	CLM	01:43,855	8	9	00:05,163	00:00,739	138,83	AGU
23	121	FONRUGE,Eduardo	A.E.M.A.	Yamaha	CLM	01:44,210	8	10	00:05,518	00:00,355	138,36	CO
24	56	MUÑOZ,Eduardo	CIV MotorSport	Yamaha	CLM	01:44,421	8	11	00:05,729	00:00,211	138,08	CO
25	49	AYSM,Mohammad	MotoDes	Sin Marca	VAL	01:45,515	8	11	00:06,823	00:01,094	136,64	OP
26	7	CRUZ,Carlos	C.E.C. Alcarràs	Yamaha	CAT	01:45,797	3	10	00:07,105	00:00,282	136,28	OP
27	34	UTRILLA,Luis	CIV MotorSport	Yamaha	CLM	01:46,147	11	11	00:07,455	00:00,350	135,83	CO
28	310	PEINADO,David	Box 31 Motos	MV Agusta	CLM	01:46,207	4	5	00:07,515	00:00,060	135,75	AGU
29	35	MUÑOZ,David	Independiente	Sin Marca	CLM	01:46,977	8	9	00:08,285	00:00,770	134,78	CO
30	560	GARCIA,Miguel A.	Box 31	MV Agusta	CLM	01:49,542	4	9	00:10,850	00:02,565	131,62	AGU
31	190	RIPOLL,Ignacio	Box 31 Motos	MV Agusta	CLM	01:51,039	8	9	00:12,347	00:01,497	129,85	AGU
32	200	ZURRIAGA,Yeray	Box 31	MV Agusta	VAL	01:52,411	9	9	00:13,719	00:01,372	128,26	AGU
33	46	IZQUIERDO,David	A.E.M.A.	Honda	CLM	01:53,023	7	8	00:14,331	00:00,612	127,57	CO
34	88	PALMERO,Carmelo	CIV MotorSport	Yamaha	CLM	01:53,876	3	8	00:15,184	00:00,853	126,61	JKW
35	210	CIURANA,Jessica		MV Agusta	VAL	01:55,322	7	8	00:16,630	00:01,446	125,02	AGU
36	290	LOPEZ-Navarro,C.	Motos Bordoy	MV Agusta	CAT	01:55,736	6	10	00:17,044	00:00,414	124,58	AGU
37	25	MARTIN,Gabriel	CD JKcompeticón	Kawasaki	CLM	01:58,943	3	3	00:20,251	00:03,207	121,22	JKW
38	17	ROIGE,Marc	Pilotschool	YCF	CAT	02:00,323	7	9	00:21,631	00:01,380	119,83	CO

Circuit de la C.Valenciana

Final Official

Provisional Official

Length: 4005 m. Hour: 10:40

JURY:

Hour:

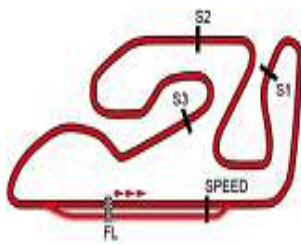
C.of the Course:

Hour: 21/09/2019

C.Timekeeper:

Hour: 11:03:05





Circuit de la C.Valenciana

Campeonato Interautonómico de Velocidad

ANALYSIS / SECTORS 1 Ent.Cronometrado OPEN600-Winkers

2		FERNANDEZ,J.J. CLM		Lorenzo C.GU			
				P.Vmax: 16		T. Ideal: 01:42,206	
Lap Time	Sector 1	Sector 2	Sector 3	Sector 4	V.Max	Hour	
1	START	02:21,076	00:33,699	00:30,146	00:30,580		10:43:56
2	01:49,438	00:25,447	00:28,976	00:25,351	00:29,664	221,92	10:45:45
3	01:45,291	00:24,215	00:28,055	00:24,716	00:28,305	225,78	10:47:30
4	01:43,800	00:23,931	00:27,755	00:24,161	00:27,953	225,00	10:49:14
5	01:43,715	00:23,840	00:27,410	00:24,393	00:28,072	225,00	10:50:58
6	01:43,143	00:23,915	00:27,470	00:24,013	00:27,745	223,45	10:52:41
7	01:42,862	00:23,663	00:27,289	00:24,247	00:27,663	225,00	10:54:24
8	01:44,171	00:23,491	00:27,632	00:24,079	00:28,969	227,37	10:56:08
9	01:42,604	00:23,695	00:27,207	00:23,904	00:27,798	226,57	10:57:51
10	01:42,824	00:23,920	00:27,148	00:24,040	00:27,716	227,37	10:59:33
11	01:42,732	00:23,597	00:27,218	00:24,030	00:27,887	225,00	11:01:16

3		MESA,José P.		P.Vmax: 13				T. Ideal: 01:41,555	
Lap Time	Sector 1	Sector 2	Sector 3	Sector 4	V.Max	Hour			
1	START	01:31,810	00:30,183	00:25,591	00:29,205		10:42:57		
2	01:43,962	00:23,847	00:27,702	00:24,323	00:28,090	226,57	10:44:41		
3	01:42,428	00:23,487	00:27,307	00:24,059	00:27,575	225,78	10:46:23		
4	PIT	00:23,863	00:27,282	00:39,262	00:34,825	228,17	10:48:28		
5	03:53,035	02:32,485	00:28,049	00:24,519	00:27,982		10:52:21		
6	01:43,600	00:23,513	00:27,387	00:24,937	00:27,763	225,78	10:54:05		
7	02:04,626	00:23,269	00:27,592	00:42,383	00:31,382	226,57	10:56:10		
8	01:42,967	00:23,363	00:27,230	00:24,193	00:28,181	226,57	10:57:53		
9	01:42,727	00:23,497	00:27,287	00:23,954	00:27,989	226,57	10:59:35		
10	01:41,600	00:23,183	00:26,969	00:23,999	00:27,449	225,78	11:01:17		

7		CRUZ,Carlos CAT		C.E.C. Alcarràs			
				P.Vmax: 29		T. Ideal: 01:45,316	
Lap Time	Sector 1	Sector 2	Sector 3	Sector 4	V.Max	Hour	
1	START	01:50,592	00:29,837	00:27,091	00:29,145		10:43:17
2	01:46,742	00:24,531	00:28,403	00:24,541	00:29,267	219,66	10:45:03
3	01:45,797	00:24,197	00:28,315	00:24,623	00:28,662	221,16	10:46:49
4	01:45,989	00:24,120	00:28,148	00:25,214	00:28,507	220,41	10:48:35
5	PIT	00:24,434	00:28,264	00:24,675	00:37,003	221,16	10:50:30
6	03:28,491	02:06,060	00:28,464	00:25,035	00:28,932		10:53:58
7	01:50,337	00:24,723	00:29,400	00:25,662	00:30,552	221,92	10:55:48
8	01:46,475	00:24,567	00:28,299	00:24,811	00:28,798	222,68	10:57:35
9	01:46,582	00:24,384	00:28,704	00:24,643	00:28,851	220,41	10:59:21
10	01:46,835	00:24,415	00:28,263	00:24,881	00:29,276	221,16	11:01:08

13		PINTO,Ismael AND		Independiente			
				P.Vmax: 21		T. Ideal: 01:42,237	
Lap Time	Sector 1	Sector 2	Sector 3	Sector 4	V.Max	Hour	
1	START	01:08,220	00:29,420	00:24,898	00:29,479		10:42:32
2	01:45,023	00:23,967	00:27,681	00:25,045	00:28,330	218,92	10:44:17
3	PIT	00:24,024	00:28,129	00:25,433	00:41,882	225,00	10:46:17
4	02:44,790	01:23,583	00:27,988	00:24,709	00:28,510		10:49:01
5	01:43,497	00:24,133	00:27,571	00:23,939	00:27,854	217,45	10:50:45
6	01:42,905	00:23,842	00:27,240	00:23,917	00:27,906	219,66	10:52:28
7	01:42,816	00:23,458	00:27,172	00:24,176	00:28,010	221,16	10:54:11
8	01:42,735	00:23,489	00:27,008	00:24,063	00:28,175	221,92	10:55:53
9	PIT	00:23,931	00:28,074	00:24,393	00:41,959	223,45	10:57:52

14		BELLOT,María VAL		CM Mar R.T.Rojales			
				P.Vmax: 4		T. Ideal: 01:42,356	
Lap Time	Sector 1	Sector 2	Sector 3	Sector 4	V.Max	Hour	
1	START	02:39,053	00:33,836	00:30,702	00:33,132		10:44:17
2	02:04,649	00:27,745	00:32,005	00:32,096	00:32,803	209,03	10:46:21
3	01:58,943	00:27,305	00:31,689	00:28,242	00:31,707	205,71	10:48:20

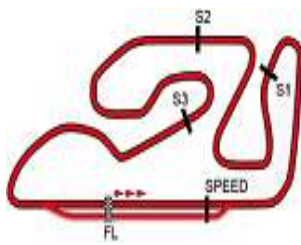
17		ROIGE,Marc CAT		Pilotschool			
				P.Vmax: 37		T. Ideal: 01:58,509	
Lap Time	Sector 1	Sector 2	Sector 3	Sector 4	V.Max	Hour	
1	START	01:35,840	00:42,611	00:33,552	00:38,254		10:43:30
2	02:12,978	00:31,050	00:34,939	00:31,837	00:35,152	188,37	10:45:43
3	02:04,793	00:28,960	00:33,375	00:29,533	00:32,925	203,13	10:47:48
4	02:04,817	00:28,785	00:33,018	00:28,925	00:34,089	193,43	10:49:53
5	02:01,920	00:29,376	00:31,799	00:28,763	00:31,982	190,59	10:51:55
6	02:00,578	00:27,932	00:31,757	00:28,620	00:32,269	200,62	10:53:55
7	02:00,323	00:27,032	00:31,968	00:28,101	00:33,222	209,71	10:55:56
8	PIT	00:27,437	00:31,621	00:27,874	00:41,590	206,37	10:58:04
9	03:00,040	01:27,231	00:32,209	00:28,213	00:32,387		11:01:04

18		MARCO,Rafael VAL		MotoDes			
				P.Vmax: 9		T. Ideal: 01:41,901	
Lap Time	Sector 1	Sector 2	Sector 3	Sector 4	V.Max	Hour	
1	START	00:54,610	00:33,790	00:27,852	00:30,352		10:42:27
2	01:48,875	00:25,662	00:28,914	00:25,492	00:28,807	209,71	10:44:16
3	01:46,774	00:24,277	00:28,176	00:24,969	00:29,352	223,45	10:46:02
4	PIT	00:23,915	00:28,024	00:24,653	00:35,729	222,68	10:47:55
5	03:21,823	02:01,872	00:27,998	00:24,121	00:27,832		10:51:16
6	01:43,228	00:23,999	00:27,137	00:23,928	00:28,164	228,98	10:53:00
7	01:42,465	00:23,625	00:27,358	00:23,754	00:27,728	228,17	10:54:42
8	01:44,114	00:23,496	00:27,175	00:25,255	00:28,188	225,00	10:56:26
9	01:42,263	00:23,571	00:27,168	00:23,833	00:27,691	225,78	10:58:08
10	01:42,859	00:23,742	00:27,154	00:23,850	00:28,113	225,00	10:59:51
11	01:42,011	00:23,556	00:27,123	00:23,804	00:27,528	224,22	11:01:33

21		MONTERO,Eduardo CLM		Lorenzo C.GU			
				P.Vmax: 2		T. Ideal: 01:42,070	
Lap Time	Sector 1	Sector 2	Sector 3	Sector 4	V.Max	Hour	
1	START	00:49,637	00:29,483	00:26,329	00:29,076		10:42:15
2	01:46,282	00:24,213	00:28,937	00:24,650	00:28,482	230,60	10:44:01
3	01:43,011	00:23,465	00:27,874	00:23,903	00:27,769	228,98	10:45:44
4	01:42,421	00:23,532	00:27,337	00:23,863	00:27,689	230,60	10:47:26
5	PIT	00:23,477	00:27,299	00:23,878	00:38,838	228,98	10:49:20
6	03:58,969	02:33,096	00:28,774	00:28,553	00:28,546		10:53:19
7	01:42,466	00:23,477	00:27,289	00:23,821	00:27,879	228,98	10:55:01
8	01:42,548	00:23,271	00:27,341	00:24,027	00:27,909	230,60	10:56:44
9	01:47,855	00:28,487	00:27,490	00:24,039	00:27,839	233,09	10:58:32
10	01:43,104	00:23,734	00:27,378	00:23,875	00:28,117	229,79	11:00:15

25		MARTIN,Gabriel CLM		CD JKcompetición			
				P.Vmax: 38		T. Ideal: 01:58,943	
Lap Time	Sector 1	Sector 2	Sector 3	Sector 4	V.Max	Hour	
1	START	02:39,053	00:33,836	00:30,702	00:33,132		10:44:17
2	02:04,649	00:27,745	00:32,005	00:32,096	00:32,803	209,03	10:46:21
3	01:58,943	00:27,305	00:31,689	00:28,242	00:31,707	205,71	10:48:20





Circuit de la C.Valenciana

Campeonato Interautonómico de Velocidad

ANALYSIS / SECTORS 1 Ent.Cronometrado OPEN600-Winkers

Table for rider 29 LOPEZ,Didac CAT, Independiente. Includes lap times and sector times for laps 1-9.

Table for rider 46 IZQUIERDO,David CLM, A.E.M.A. Includes lap times and sector times for laps 1-9.

Table for rider 34 UTRILLA,Luis CLM, CIV MotorSport. Includes lap times and sector times for laps 1-11.

Table for rider 49 AYSM,Mohammad VAL, MotoDes. Includes lap times and sector times for laps 1-8.

Table for rider 35 MUÑOZ,David CLM, Independiente. Includes lap times and sector times for laps 1-9.

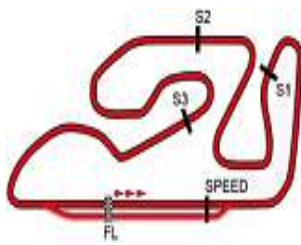
Table for rider 56 MUÑOZ,Eduardo CLM, CIV MotorSport. Includes lap times and sector times for laps 1-11.

Table for rider 36 SORIANO,Usef VAL, Independiente. Includes lap times and sector times for laps 1-10.

Table for rider 66 DEL VALLE,Alejandro CLM, CIV MotorSport. Includes lap times and sector times for laps 1-11.

Table for rider 44 ESCALERA,Aarón CLM, Lorenzo C.TO. Includes lap times and sector times for laps 1-10.





Circuit de la C.Valenciana

Campeonato Interautonómico de Velocidad

ANALYSIS / SECTORS 1 Ent.Cronometrado OPEN600-Winkers

7	01:43,192	00:23,651	00:27,185	00:23,924	00:28,432	228,17	10:55:52	8	01:43,061	00:23,621	00:27,470	00:24,098	00:27,872	224,22	10:55:00
8	01:44,342	00:23,472	00:28,712	00:24,051	00:28,107	229,79	10:57:36	9	01:42,904	00:23,691	00:27,392	00:24,150	00:27,671	225,78	10:56:43
9	01:42,752	00:23,596	00:27,721	00:23,873	00:27,562	228,17	10:59:19	10	01:42,952	00:23,643	00:27,349	00:24,141	00:27,819	228,98	10:58:26
10	01:41,845	00:23,212	00:26,841	00:23,838	00:27,954	230,60	11:01:00	11	01:42,667	00:23,569	00:27,176	00:23,944	00:27,978	225,00	11:00:09

71	CASAS,Ferrán	CM Decarreas				
CAT		P.Vmax: 13	T. Ideal: 01:38,601			
Lap Time	Sector 1	Sector 2	Sector 3	Sector 4	V.Max	Hour
1 START	00:25,340	00:27,150	00:23,450	00:27,280		10:41:43
2 01:39,696	00:23,445	00:26,254	00:23,028	00:26,969	223,45	10:43:23
3 01:40,911	00:22,901	00:26,514	00:23,156	00:28,340	225,78	10:45:04
4 01:41,222	00:24,000	00:26,693	00:23,221	00:27,308	225,78	10:46:45
5 01:39,073	00:22,759	00:26,010	00:23,235	00:27,069	226,57	10:48:24
6 01:41,642	00:24,581	00:26,466	00:23,454	00:27,141	227,37	10:50:06
7 01:44,669	00:23,426	00:28,003	00:25,590	00:27,650	228,17	10:51:50
8 01:38,928	00:22,852	00:26,133	00:22,992	00:26,951	226,57	10:53:29
9 01:39,205	00:22,846	00:26,174	00:23,071	00:27,114	228,17	10:55:09
10 01:38,923	00:22,792	00:26,110	00:23,181	00:26,840	228,17	10:56:48
11 01:43,209	00:24,000	00:27,024	00:24,158	00:28,027	228,17	10:58:31
12 01:43,314	00:24,959	00:27,108	00:23,870	00:27,377	225,78	11:00:14

87	CASTAÑO,Pedro J.	Team 77				
MUR		P.Vmax: 7	T. Ideal: 01:39,629			
Lap Time	Sector 1	Sector 2	Sector 3	Sector 4	V.Max	Hour
1 START	00:58,890	00:27,740	00:23,646	00:27,535		10:42:18
2 01:43,580	00:23,381	00:28,130	00:23,940	00:28,129	225,78	10:44:01
3 01:41,106	00:23,084	00:27,211	00:23,566	00:27,245	228,98	10:45:43
4 01:40,866	00:23,098	00:26,750	00:23,662	00:27,356	226,57	10:47:23
5 PIT	00:23,158	00:27,477	00:24,643	00:38,524	225,78	10:49:17
6 05:40,975	04:18,226	00:29,307	00:25,886	00:27,556		10:54:58
7 01:39,629	00:22,817	00:26,372	00:23,416	00:27,024	227,37	10:56:38
8 01:55,789	00:24,706	00:37,192	00:25,343	00:28,548	228,17	10:58:34
9 01:46,759	00:22,873	00:26,520	00:25,945	00:31,421	229,79	11:00:20

79	BERBEL,Santiago	Peñón Ataque				
CLM		P.Vmax: 13	T. Ideal: 01:41,050			
Lap Time	Sector 1	Sector 2	Sector 3	Sector 4	V.Max	Hour
1 START	02:15,850	00:28,029	00:24,527	00:28,564		10:43:37
2 01:43,358	00:24,039	00:27,349	00:24,054	00:27,916	225,00	10:45:20
3 01:41,728	00:23,521	00:27,067	00:23,677	00:27,463	221,16	10:47:02
4 01:41,050	00:23,262	00:26,818	00:23,541	00:27,429	221,92	10:48:43
5 PIT	00:23,357	00:27,180	00:24,650	00:33,430	222,68	10:50:32
6 03:23,982	02:04,338	00:27,577	00:24,140	00:27,927		10:53:56
7 01:43,545	00:24,000	00:27,636	00:24,253	00:27,656	228,17	10:55:39
8 01:41,700	00:23,447	00:26,951	00:23,626	00:27,676	222,68	10:57:21
9 01:50,219	00:25,907	00:29,892	00:26,312	00:28,108	223,45	10:59:11
10 01:42,345	00:23,578	00:27,104	00:23,810	00:27,853	221,92	11:00:54

88	PALMERO,Carmelo	CIV MotorSport				
CLM		P.Vmax: 35	T. Ideal: 01:53,227			
Lap Time	Sector 1	Sector 2	Sector 3	Sector 4	V.Max	Hour
1 START	01:03,040	00:30,950	00:27,947	00:31,825		10:42:34
2 01:54,148	00:25,593	00:30,322	00:27,502	00:30,731	214,57	10:44:28
3 01:53,876	00:25,816	00:30,236	00:27,126	00:30,698	211,76	10:46:22
4 01:59,096	00:27,132	00:31,821	00:28,166	00:31,977	192,86	10:48:21
5 01:59,019	00:28,693	00:30,319	00:27,343	00:32,664	197,56	10:50:20
6 01:55,092	00:26,555	00:29,818	00:27,118	00:31,601	198,17	10:52:15
7 01:56,007	00:26,615	00:30,494	00:27,433	00:31,465	205,71	10:54:11
8 PIT	00:26,564	00:30,390	00:27,955	00:39,674	188,37	10:56:16

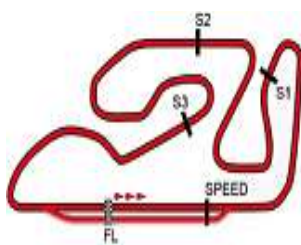
82	ROSELL,Elena	MotoDes				
VAL		P.Vmax: 7	T. Ideal: 01:40,263			
Lap Time	Sector 1	Sector 2	Sector 3	Sector 4	V.Max	Hour
1 START	00:41,360	00:29,770	00:25,410	00:28,265		10:42:05
2 01:44,045	00:23,974	00:27,589	00:24,750	00:27,732	225,78	10:43:49
3 01:42,003	00:22,975	00:26,786	00:24,907	00:27,335	227,37	10:45:31
4 PIT	00:22,811	00:28,279	00:27,791	00:40,693	227,37	10:47:30
5 03:47,968	02:25,295	00:27,777	00:25,062	00:29,834		10:51:18
6 01:46,719	00:22,893	00:26,706	00:25,960	00:31,160	228,17	10:53:05
7 01:40,790	00:22,871	00:26,783	00:23,632	00:27,504	226,57	10:54:46
8 01:44,989	00:22,943	00:29,058	00:25,426	00:27,562	227,37	10:56:31
9 01:43,612	00:22,757	00:27,575	00:25,296	00:27,984	229,79	10:58:15
10 01:40,523	00:22,883	00:26,732	00:23,740	00:27,168	228,98	10:59:55
11 PIT	00:25,430	00:29,651	00:26,518	00:37,316	229,79	11:01:54

91	FLOROV,Mihail					
		P.Vmax: 5	T. Ideal: 01:40,576			
Lap Time	Sector 1	Sector 2	Sector 3	Sector 4	V.Max	Hour
1 START	00:27,280	00:27,510	00:24,080	00:27,345		10:41:46
2 01:43,175	00:23,424	00:27,415	00:23,842	00:28,494	225,00	10:43:29
3 01:40,999	00:23,423	00:26,709	00:23,501	00:27,366	223,45	10:45:10
4 01:40,994	00:23,120	00:26,809	00:23,797	00:27,268	225,78	10:46:51
5 01:41,459	00:23,403	00:26,767	00:24,015	00:27,274	226,57	10:48:33
6 PIT	00:24,011	00:27,817	00:24,538	00:36,285	230,60	10:50:26
7 03:24,666	02:00,920	00:29,466	00:25,769	00:28,511		10:53:50
8 01:41,917	00:23,687	00:27,002	00:23,837	00:27,391	222,68	10:55:32
9 01:42,388	00:23,392	00:26,905	00:24,707	00:27,384	227,37	10:57:14
10 01:41,244	00:23,370	00:26,829	00:23,666	00:27,379	226,57	10:58:56
11 01:41,244	00:23,178	00:26,861	00:23,959	00:27,246	226,57	11:00:37

86	AL-EMADI,Rayad I.	Independiente				
		P.Vmax: 9	T. Ideal: 01:42,360			
Lap Time	Sector 1	Sector 2	Sector 3	Sector 4	V.Max	Hour
1 START	00:27,707	00:28,983	00:24,940	00:28,138		10:41:50
2 01:52,725	00:29,445	00:30,166	00:24,592	00:28,522	222,68	10:43:43
3 01:44,019	00:23,912	00:27,610	00:24,241	00:28,256	223,45	10:45:27
4 01:43,043	00:23,680	00:27,518	00:24,012	00:27,833	223,45	10:47:10
5 PIT	00:23,901	00:27,370	00:24,203	00:36,681	227,37	10:49:02
6 02:32,342	01:12,559	00:27,722	00:24,195	00:27,866		10:51:34
7 01:43,192	00:23,839	00:27,569	00:23,973	00:27,811	222,68	10:53:17

96	MORALES,Paco	ADM Paco Morales				
ARG		P.Vmax: 9	T. Ideal: 01:38,486			
Lap Time	Sector 1	Sector 2	Sector 3	Sector 4	V.Max	Hour
1 START	00:25,855	00:26,975	00:24,010	00:26,840		10:41:44
2 01:39,488	00:23,303	00:26,309	00:23,068	00:26,808	225,78	10:43:23
3 01:39,913	00:22,853	00:26,170	00:23,140	00:27,750	228,17	10:45:03
4 01:39,808	00:23,426	00:26,622	00:23,077	00:26,683	225,78	10:46:43
5 01:38,692	00:22,814	00:25,921	00:23,126	00:26,831	226,57	10:48:22
6 PIT	00:48,609	00:29,487	00:25,222	00:35,798	228,98	10:50:41
7 03:57,365	02:19,623	00:26,743	00:43,499	00:27,500		10:54:38
8 01:39,875	00:23,071	00:26,358	00:23,274	00:27,172	225,78	10:56:18
9 01:39,446	00:22,904	00:26,265	00:23,258	00:27,019	225,78	10:57:57
10 01:59,411	00:22,962	00:26,186	00:43,223	00:27,040	225,78	10:59:57
11 01:41,123	00:23,361	00:27,088	00:23,598	00:27,076	226,57	11:01:38





Circuit de la C.Valenciana

Campeonato Interautonómico de Velocidad

ANALYSIS / SECTORS 1 Ent.Cronometrado OPEN600-Winkers

121 FONRUGE,Eduardo		A.E.M.A.					
CLM		P.Vmax: 9		T. Ideal: 01:43,817			
Lap	Time	Sector 1	Sector 2	Sector 3	Sector 4	V.Max	Hour
1	START	01:46,637	00:30,023	00:25,428	00:29,085		10:43:11
2	PIT	00:24,091	00:28,291	00:25,408	00:36,452	225,00	10:45:05
3	02:58,645	01:37,124	00:27,864	00:24,437	00:29,220		10:48:04
4	01:48,402	00:24,461	00:30,444	00:25,025	00:28,472	228,17	10:49:52
5	01:46,511	00:25,905	00:27,954	00:24,525	00:28,127	211,07	10:51:39
6	01:45,088	00:23,870	00:28,044	00:24,581	00:28,593	225,78	10:53:24
7	01:45,095	00:23,657	00:28,162	00:24,926	00:28,350	225,78	10:55:09
8	01:44,210	00:23,540	00:27,777	00:24,681	00:28,212	227,37	10:56:53
9	01:44,594	00:23,762	00:27,966	00:24,373	00:28,493	227,37	10:58:38
10	01:44,711	00:23,696	00:28,015	00:24,402	00:28,598	228,98	11:00:23

140 LOPEZ,Israel		XCTech					
CLM		P.Vmax: 25		T. Ideal: 01:43,855			
Lap	Time	Sector 1	Sector 2	Sector 3	Sector 4	V.Max	Hour
1	START	01:24,730	00:30,379	00:25,627	00:29,654		10:42:50
2	01:46,104	00:24,473	00:28,105	00:25,192	00:28,334	221,16	10:44:37
3	01:45,188	00:24,028	00:27,800	00:24,273	00:29,087	221,92	10:46:22
4	01:44,703	00:24,459	00:27,706	00:24,397	00:28,141	222,68	10:48:06
5	PIT	00:25,407	00:29,942	00:27,284	00:39,929	223,45	10:50:09
6	03:31,636	02:10,231	00:28,262	00:24,395	00:28,748		10:53:41
7	01:46,084	00:24,427	00:27,907	00:25,329	00:28,421	220,41	10:55:27
8	01:43,855	00:23,976	00:27,606	00:24,192	00:28,081	221,92	10:57:11
9	PIT	00:28,227	00:29,020	00:24,730	00:40,348	221,92	10:59:13

190 RIPOLL,Ignacio		Box 31 Motos					
CLM		P.Vmax: 34		T. Ideal: 01:50,702			
Lap	Time	Sector 1	Sector 2	Sector 3	Sector 4	V.Max	Hour
1	START	02:30,562	00:30,829	00:28,937	00:32,709		10:44:03
2	01:59,992	00:27,430	00:31,489	00:27,773	00:33,300	187,28	10:46:03
3	01:58,689	00:26,791	00:31,419	00:28,543	00:31,936	192,86	10:48:02
4	01:57,333	00:26,586	00:31,311	00:28,239	00:31,197	212,46	10:49:59
5	01:57,560	00:27,437	00:31,189	00:27,633	00:31,301	210,39	10:51:57
6	PIT	00:27,349	00:31,895	00:28,338	00:47,065	211,76	10:54:11
7	02:16,470	00:49,827	00:29,506	00:26,753	00:30,384		10:56:28
8	01:51,039	00:25,338	00:29,489	00:26,184	00:30,028	218,92	10:58:19
9	01:51,415	00:25,923	00:29,194	00:26,142	00:30,156	213,86	11:00:10

200 ZURRIAGA,Yeray		Box 31					
VAL		P.Vmax: 25		T. Ideal: 01:51,859			
Lap	Time	Sector 1	Sector 2	Sector 3	Sector 4	V.Max	Hour
1	START	02:36,278	00:33,317	00:28,712	00:31,448		10:44:10
2	01:57,233	00:26,401	00:30,993	00:29,273	00:30,566	217,45	10:46:07
3	01:56,796	00:27,435	00:31,203	00:27,364	00:30,794	213,16	10:48:04
4	01:55,882	00:26,444	00:30,446	00:27,712	00:31,280	218,92	10:50:00
5	01:56,369	00:27,216	00:31,308	00:27,143	00:30,702	223,45	10:51:56
6	01:54,180	00:26,050	00:30,306	00:27,030	00:30,794	218,92	10:53:50
7	PIT	00:25,618	00:30,352	00:28,935	00:40,869	215,28	10:55:56
8	03:21,096	01:52,858	00:30,701	00:26,886	00:30,651		10:59:17
9	01:52,411	00:26,144	00:29,592	00:26,083	00:30,592	216,00	11:01:10

210 CIURANA,Jessica							
VAL		P.Vmax: 31		T. Ideal: 01:53,810			
Lap	Time	Sector 1	Sector 2	Sector 3	Sector 4	V.Max	Hour
1	START	02:36,922	00:33,201	00:29,376	00:31,646		10:44:11
2	01:56,716	00:26,863	00:31,100	00:28,008	00:30,745	217,45	10:46:08
3	01:55,506	00:26,156	00:31,097	00:27,568	00:30,685	220,41	10:48:03

4	01:55,735	00:26,622	00:30,545	00:27,634	00:30,934	216,72	10:49:59
5	01:56,500	00:27,176	00:30,718	00:27,994	00:30,612	215,28	10:51:56
6	01:56,756	00:27,700	00:31,460	00:27,433	00:30,163	216,72	10:53:52
7	01:55,322	00:27,398	00:30,480	00:27,157	00:30,287	218,18	10:55:48
8	PIT	00:26,010	00:30,670	00:27,928	00:44,654	218,92	10:57:57

250 KROH,Alan		MV Agusta F.					
CLM		P.Vmax: 1		T. Ideal: 01:41,159			
Lap	Time	Sector 1	Sector 2	Sector 3	Sector 4	V.Max	Hour
1	START	01:36,375	00:29,981	00:25,223	00:28,176		10:43:00
2	01:42,967	00:23,557	00:27,668	00:23,942	00:27,800	228,17	10:44:43
3	01:41,889	00:23,253	00:27,228	00:23,593	00:27,815	225,78	10:46:25
4	01:44,111	00:23,632	00:27,475	00:24,361	00:28,643	230,60	10:48:09
5	01:45,846	00:23,226	00:27,812	00:25,521	00:29,287	228,98	10:49:55
6	01:53,128	00:25,572	00:28,135	00:27,567	00:31,854	225,00	10:51:48
7	01:41,643	00:23,154	00:27,121	00:23,732	00:27,636	228,98	10:53:29
8	01:41,310	00:23,158	00:26,778	00:23,686	00:27,688	229,79	10:55:11
9	01:43,044	00:23,244	00:26,776	00:24,673	00:28,351	230,60	10:56:54
10	01:43,808	00:23,686	00:28,054	00:24,155	00:27,913	235,64	10:58:38
11	PIT	00:23,195	00:27,214	00:24,175	00:36,846	231,43	11:00:29

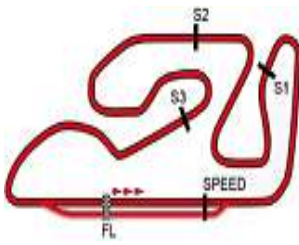
290 LOPEZ-Navarro,C.		Motos Bordoy					
CAT		P.Vmax: 31		T. Ideal: 01:54,229			
Lap	Time	Sector 1	Sector 2	Sector 3	Sector 4	V.Max	Hour
1	START	02:31,234	00:32,324	00:29,115	00:32,579		10:44:05
2	01:57,600	00:27,073	00:31,306	00:27,789	00:31,432	213,16	10:46:03
3	01:57,831	00:26,555	00:31,334	00:28,212	00:31,730	216,00	10:48:01
4	01:57,169	00:26,872	00:31,114	00:27,847	00:31,336	214,57	10:49:58
5	01:56,966	00:26,822	00:31,237	00:27,921	00:30,986	220,41	10:51:55
6	01:55,736	00:26,402	00:30,816	00:27,983	00:30,535	218,92	10:53:51
7	01:55,795	00:26,145	00:30,206	00:28,407	00:31,037	215,28	10:55:46
8	02:02,783	00:33,798	00:30,920	00:27,530	00:30,535	220,41	10:57:49
9	02:02,829	00:26,567	00:30,344	00:31,527	00:34,391	218,18	10:59:52
10	01:59,197	00:26,636	00:30,019	00:30,652	00:31,890	202,50	11:01:51

310 PEINADO,David		Box 31 Motos					
CLM		P.Vmax: 29		T. Ideal: 01:46,207			
Lap	Time	Sector 1	Sector 2	Sector 3	Sector 4	V.Max	Hour
1	START	01:37,280	00:29,517	00:25,432	00:30,466		10:43:03
2	01:48,922	00:25,925	00:28,840	00:25,147	00:29,010	218,92	10:44:52
3	01:47,015	00:24,862	00:28,618	00:24,912	00:28,623	220,41	10:46:39
4	01:46,207	00:24,493	00:28,355	00:24,842	00:28,517	221,16	10:48:25
5	PIT	00:26,793	00:36,445	00:34,689	00:48,288	222,68	10:50:51

400 GONZALEZ,Alexis		Privado					
CLM		P.Vmax: 25		T. Ideal: 01:41,782			
Lap	Time	Sector 1	Sector 2	Sector 3	Sector 4	V.Max	Hour
1	START	01:23,940	00:30,664	00:25,717	00:29,407		10:42:50
2	01:44,455	00:24,015	00:27,624	00:24,832	00:27,984	219,66	10:44:34
3	01:44,233	00:23,686	00:27,414	00:24,321	00:28,812	221,92	10:46:18
4	PIT	00:23,969	00:27,449	00:24,265	00:39,284	221,92	10:48:13
5	03:02,790	01:42,753	00:27,952	00:24,144	00:27,941		10:51:16
6	01:42,992	00:23,627	00:27,254	00:24,305	00:27,806	222,68	10:52:59
7	01:41,782	00:23,425	00:27,194	00:23,486	00:27,677	222,68	10:54:41
8	PIT	00:24,451	00:35,579	00:24,998	00:37,213	223,45	10:56:43

530 GONZALEZ,Daniel		New Holland					
CLM		P.Vmax: 25		T. Ideal: 01:41,068			
Lap	Time	Sector 1	Sector 2	Sector 3	Sector 4	V.Max	Hour
1	START	01:28,570	00:31,495	00:25,191	00:28,040		10:42:53





Circuit de la C.Valenciana

Campeonato Interautonómico de Velocidad

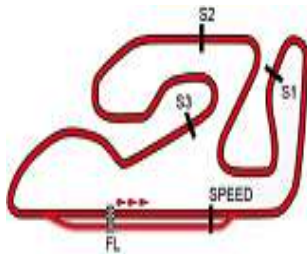
ANALYSIS / SECTORS 1 Ent.Cronometrado OPEN600-Winkers

2	PIT	00:23,812	00:27,640	00:25,219	00:41,037	218,92	10:44:51
3	03:41,349	02:19,865	00:28,751	00:24,829	00:27,904		10:48:32
4	PIT	00:23,689	00:26,816	00:24,349	00:39,262	218,92	10:50:26
5	02:28,834	01:09,951	00:27,603	00:23,692	00:27,588		10:52:55
6	01:41,368	00:23,628	00:26,811	00:23,443	00:27,486	217,45	10:54:37
7	01:41,343	00:23,652	00:26,819	00:23,522	00:27,350	219,66	10:56:18
8	01:41,278	00:23,761	00:26,681	00:23,520	00:27,316	223,45	10:57:59
9	PIT	00:24,599	00:28,025	00:25,738	00:40,298	221,16	10:59:58

560	GARCIA,Miguel A.	Box 31					
CLM		P.Vmax: 22 T. Ideal: 01:49,180					
Lap	Time	Sector 1	Sector 2	Sector 3	Sector 4	V.Max	Hour
1	START	02:07,237	00:31,368	00:26,794	00:30,339		10:43:36
2	01:51,604	00:25,840	00:30,093	00:26,227	00:29,444	220,41	10:45:27
3	01:51,564	00:25,192	00:29,391	00:26,388	00:30,593	222,68	10:47:19
4	01:49,542	00:25,304	00:29,170	00:25,660	00:29,408	220,41	10:49:08
5	PIT	00:25,207	00:29,319	00:26,627	00:39,682	221,92	10:51:09
6	04:58,485	03:30,673	00:30,474	00:26,275	00:31,063		10:56:08
7	01:49,927	00:24,996	00:29,505	00:25,949	00:29,477	221,92	10:57:58
8	01:53,881	00:27,537	00:29,454	00:26,281	00:30,609	222,68	10:59:52
9	PIT	00:24,942	00:29,306	00:26,500	00:40,434	224,22	11:01:53

940	PEREZ,Juan M.	Box 31					
GC		P.Vmax: 17 T. Ideal: 01:42,114					
Lap	Time	Sector 1	Sector 2	Sector 3	Sector 4	V.Max	Hour
1	START	02:07,816	00:33,116	00:26,122	00:29,697		10:43:37
2	01:46,146	00:25,017	00:28,295	00:24,131	00:28,703	222,68	10:45:23
3	01:46,171	00:23,735	00:29,344	00:24,742	00:28,350	221,92	10:47:09
4	01:43,371	00:24,046	00:27,155	00:24,104	00:28,066	222,68	10:48:52
5	01:43,507	00:24,164	00:27,157	00:23,920	00:28,266	223,45	10:50:36
6	01:42,284	00:23,632	00:26,953	00:23,710	00:27,989	223,45	10:52:18
7	01:42,964	00:23,617	00:27,372	00:24,141	00:27,834	223,45	10:54:01
8	PIT	00:23,770	00:27,840	00:25,765	00:39,789	226,57	10:55:58





Circuit de la C.Valenciana

Campeonato Interautonómico de Velocidad

Velocidades máximas 1 Ent.Cronometrado OPEN600-Winkers

Name	Country/Res	Brand	Best 5 max. speed					Media	Max.
250 KROH,Alan		MV Agusta	235,6	231,4	230,6	230,6	229,8	231,6	235,6
21 MONTERO,Eduardo	CLM	Yamaha	233,1	230,6	230,6	230,6	229,8	230,9	233,1
49 AYSM,Mohammad	VAL	Sin Marca	233,1	228,2	227,4	226,6	226,6	228,4	233,1
14 BELLOT,María	VAL	Yamaha	232,3	232,3	232,3	231,4	231,4	231,9	232,3
66 DEL VALLE,Alejandro	CLM	Yamaha	230,6	229,8	229,0	228,2	228,2	229,1	230,6
91 FLOROV,Mihail		Yamaha	230,6	227,4	226,6	226,6	226,6	227,5	230,6
82 ROSELL,Elena	VAL	Yamaha	229,8	229,8	229,0	228,2	227,4	228,8	229,8
87 CASTAÑO,Pedro J.	MUR	Sin Marca	229,8	229,0	228,2	227,4	226,6	228,2	229,8
18 MARCO,Rafael	VAL	Sin Marca	229,0	228,2	225,8	225,0	225,0	226,6	229,0
86 AL-EMADI,Rayad I.		Yamaha	229,0	227,4	225,8	225,0	224,2	226,3	229,0
121 FONRUGE,Eduardo	CLM	Yamaha	229,0	228,2	227,4	227,4	225,8	227,5	229,0
96 MORALES,Paco	ARG	Yamaha	229,0	228,2	226,6	226,6	225,8	227,2	229,0
3 MESA,José P.		Yamaha	228,2	226,6	226,6	226,6	226,6	226,9	228,2
79 BERBEL,Santiago	CLM	Kawasaki	228,2	225,0	223,4	222,7	222,7	224,4	228,2
71 CASAS,Ferrán	CAT	Yamaha	228,2	228,2	228,2	228,2	227,4	228,0	228,2
2 FERNANDEZ,J.J.	CLM	Yamaha	227,4	227,4	226,6	225,8	225,0	226,4	227,4
34 UTRILLA,Luis	CLM	Yamaha	226,6	225,0	225,0	223,4	223,4	224,7	226,6
940 PEREZ,Juan M.	GC	MV Agusta	226,6	223,4	223,4	223,4	222,7	223,9	226,6
56 MUÑOZ,Eduardo	CLM	Yamaha	225,8	225,8	224,2	224,2	223,4	224,7	225,8
44 ESCALERA,Aarón	CLM	Yamaha	225,8	223,4	223,4	222,7	221,9	223,5	225,8
13 PINTO,Ismael	AND	Sin Marca	225,0	223,4	221,9	221,2	219,7	222,2	225,0
560 GARCIA,Miguel A.	CLM	MV Agusta	224,2	222,7	222,7	221,9	221,9	222,7	224,2
29 LOPEZ,Didac	CAT	Sin Marca	224,2	222,7	222,7	221,9	221,2	222,5	224,2
36 SORIANO,Yousef	VAL	Yamaha	224,2	222,7	221,9	221,2	220,4	222,1	224,2
200 ZURRIAGA,Yeray	VAL	MV Agusta	223,4	218,9	218,9	217,4	216,0	218,9	223,4
400 GONZALEZ,Alexis	CLM	MV Agusta	223,4	222,7	222,7	221,9	221,9	222,5	223,4
530 GONZALEZ,Daniel	CLM	MV Agusta	223,4	221,2	219,7	218,9	218,9	220,4	223,4
140 LOPEZ,Israel	CLM	MV Agusta	223,4	222,7	221,9	221,9	221,9	222,4	223,4
310 PEINADO,David	CLM	MV Agusta	222,7	221,2	220,4	218,9		220,8	222,7
7 CRUZ,Carlos	CAT	Yamaha	222,7	221,9	221,2	221,2	221,2	221,6	222,7
290 LOPEZ-Navarro,C.	CAT	MV Agusta	220,4	220,4	218,9	218,2	216,0	218,8	220,4
210 CIURANA,Jessica	VAL	MV Agusta	220,4	218,9	218,2	217,4	216,7	218,3	220,4
35 MUÑOZ,David	CLM	Sin Marca	219,7	219,7	218,2	217,4	216,7	218,3	219,7
190 RIPOLL,Ignacio	CLM	MV Agusta	218,9	213,9	212,5	211,8	210,4	213,5	218,9
88 PALMERO,Carmelo	CLM	Yamaha	214,6	211,8	205,7	198,2	197,6	205,6	214,6
46 IZQUIERDO,David	CLM	Honda	212,5	211,8	211,1	211,1	211,1	211,5	212,5
17 ROIGE,Marc	CAT	YCF	209,7	206,4	203,1	200,6	193,4	202,7	209,7
25 MARTIN,Gabriel	CLM	Kawasaki	209,0	205,7				207,4	209,0

