

MotoDca



GENERALITAT VALENCIANA



Circuit de la C.Valenciana

20 - 22 Septiembre 2019

Circuit de la C.Valenciana

AGUSTA

Parrilla de salida **CARRERA AGUSTA**

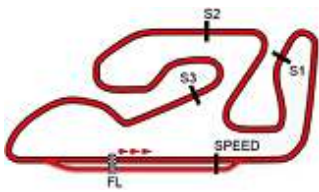
[4]	21 CIURANA, Jessica 01:55,322	29 LOPEZ, Navarro, C. 01:55,736	
[3]	56 GARCIA, Miguel A. 01:49,542	19 RIPOLL, Ignacio 01:50,191	2 ZURRIAGA, Yeray 01:52,087
[2]	94 PEREZ, Juan M. 01:42,284	14 LOPEZ, Israel 01:43,855	31 PEINADO, David 01:46,098
[1]	25 >Pole< KROH, Alan 01:40,692	53 GONZALEZ, Daniel 01:41,243	4 GONZALEZ, Alexis 01:41,782



C. Deportivos

Director de Carrera

Cronometrador



Campeonato Interautonómico de Velocidad

20 - 22 Septiembre 2019

Laps: 11

Circuit de la C.Valenciana
Length: 4005 metros

Results

Carrera F3 MV AGUSTA

Pos.	N. Rider	Team	Motorcycle	Nat.	Laps	Time	Best Lap	iL	Gap	Interval	Speed	Pt.	Cat.
1	25 KROH,Alan	MV Agusta F.	MV Agusta		11	18:39,196	01:40,154	4			141,73	25	AGU
2	53 GONZALEZ,Daniel	New Holland	MV Agusta	CLM	11	18:52,131	01:40,574	4	00:12,935	00:12,935	140,1	20	AGU
3	4 GONZALEZ,Alexis	Privado	MV Agusta	CLM	11	19:15,535	01:41,342	7	00:36,339	00:23,404	137,31	16	AGU
4	14 LOPEZ,Israel	XCTech	MV Agusta	CLM	11	19:19,155	01:44,403	9	00:39,959	00:03,620	136,84	13	AGU
5	94 PEREZ,Juan M.	Box 31	MV Agusta	GC	11	19:33,205	01:41,836	3	00:54,009	00:14,050	135,21	11	AGU
6	31 PEINADO,David	Box 31 Motos	MV Agusta	CLM	11	19:53,311	01:46,134	3	01:14,115	00:20,106	132,94	10	AGU
7	56 GARCIA,Miguel A.	Box 31	MV Agusta	CLM	11	20:18,749	01:48,795	7	01:39,553	00:25,438	130,21	9	AGU
8	19 RIPOLL,Ignacio	Box 31 Motos	MV Agusta	CLM	11	20:29,945	01:49,784	2	01:50,749	00:11,196	129,05	8	AGU
9	29 LOPEZ-Navarro,C.	Motos Bordoy	MV Agusta	CAT	10	19:08,684	01:52,709	6	-1 Lap	-1 Lap	125,59	7	AGU
10	2 ZURRIAGA,Yeray	Ridocci Performance	MV Agusta	VAL	10	19:21,501	01:49,402	2	-1 Lap	00:12,817	124,19	6	AGU
11	21 CIURANA,Jessica	Ridocci Performance	MV Agusta	VAL	10	19:33,933	01:53,529	2	-1 Lap	00:12,432	122,92	5	AGU

Best Lap: Rider 25 - KROH,Alan - Time: 01:40,154 at 143,96 Km/h

Circuit de la C.Valenciana

Final Official

Provisional Official

Length: 4005 Hour: 14:30:00

JURY:

Hour:

C.of the Course:

Hour: 22/09/2019

C.Timekeeper:


Hour: 14:49:42



CRONOCIRCUIT: oscar.gutierrez@circuitvalencia.com

Master Timing, Sport Timing Systems, cronometrajes.es - mastertiming.es by Eventronic www.eventronic.es 19FJAP63





MotoDes



Circuit de la C.Valenciana

20 - 22 Septiembre 2019

Circuit de la C.Valenciana

Carrera F3 MV AGUSTA

LISTADO DEL CUADRANTE

	V1	V2	V3	V4	V5	V6	V7	V8	V9	V10	V11
25 - KROH,Alan	53	25	25	25	25	25	25	25	25	25	25
53 - GONZALEZ,Daniel	25	53	53	53	53	53	53	53	53	53	53
4 - GONZALEZ,Alexis	4	4	4	4	94	94	94	94	94	94	4
14 - LOPEZ,Israel	94	94	94	94	4P	14	14	4	4	4	14
94 - PEREZ,Juan M.	14	14	14	14	14	4	4	14	14	14	94
31 - PEINADO,David	31	31	31	31	31	31	31	31	31	31	31
56 - GARCIA,Miguel A.	56	56	56	56	56	56	56	56	56	56	56
19 - RIPOLL,Ignacio	19	19	19	19	19	19	19	19	19	19	19
29 - LOPEZ-Navarro,C.	2	2	29	29	29	29	29	29	29	29	29
2 - ZURRIAGA,Yeray	29	29	21	21	21	21	21	21	21	21	21
21 - CIURANA,Jessica	21	21	2	2	2	2	2	2	2	2	2

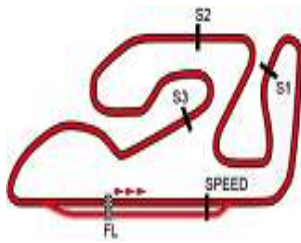
Presidente del Jurado

Director de Carrera

Cronometrador

Pág. 1





Circuit de la C.Valenciana

Campeonato Interautonómico de Velocidad

ANALYSIS / SECTORS Carrera F3 MV AGUSTA

Table for rider ZURRIAGA, Yeray (VAL) showing performance metrics like P.Vmax: 9, T. Ideal: 01:49,402 and lap times for sectors 1-4 and V.Max.

Table for rider CIURANA, Jessica (VAL) showing performance metrics like P.Vmax: 8, T. Ideal: 01:53,107 and lap times for sectors 1-4 and V.Max.

Table for rider GONZALEZ, Alexís (CLM) showing performance metrics like P.Vmax: 2, T. Ideal: 01:41,168 and lap times for sectors 1-4 and V.Max.

Table for rider KROH, Alan showing performance metrics like P.Vmax: 1, T. Ideal: 01:40,098 and lap times for sectors 1-4 and V.Max.

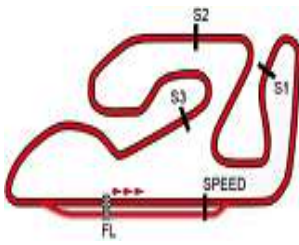
Table for rider LOPEZ, Israel (CLM) showing performance metrics like P.Vmax: 4, T. Ideal: 01:44,052 and lap times for sectors 1-4 and V.Max.

Table for rider LOPEZ-Navarro, C. (CAT) showing performance metrics like P.Vmax: 7, T. Ideal: 01:52,624 and lap times for sectors 1-4 and V.Max.

Table for rider RIPOLL, Ignacio (CLM) showing performance metrics like P.Vmax: 11, T. Ideal: 01:49,033 and lap times for sectors 1-4 and V.Max.

Table for rider PEINADO, David (CLM) showing performance metrics like P.Vmax: 9, T. Ideal: 01:45,952 and lap times for sectors 1-4 and V.Max.





Circuit de la C.Valenciana

Campeonato Interautonómico de Velocidad

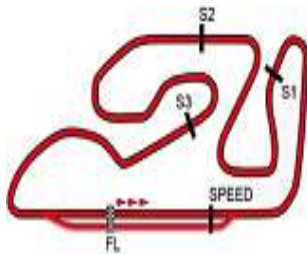
ANALYSIS / SECTORS Carrera F3 MV AGUSTA

53		GONZALEZ, Daniel		New Holland			
CLM				P.Vmax: 3		T. Ideal: 01:40,480	
Lap	Time	Sector 1	Sector 2	Sector 3	Sector 4	V.Max	Hour
1	FIRST LAP	00:28,936	00:26,873	00:23,533	00:27,473	164,47	14:30:13
2	01:41,629	00:23,632	00:27,092	00:23,493	00:27,412	221,16	14:31:54
3	01:40,624	00:23,333	00:26,698	00:23,293	00:27,300	226,57	14:33:35
4	01:40,574	00:23,289	00:26,599	00:23,292	00:27,394	225,78	14:35:15
5	01:42,149	00:24,100	00:26,939	00:23,545	00:27,565	225,00	14:36:58
6	01:42,144	00:23,700	00:26,979	00:23,825	00:27,640	220,41	14:38:40
7	01:42,760	00:23,765	00:27,071	00:24,034	00:27,890	221,16	14:40:23
8	01:43,175	00:24,110	00:27,103	00:24,124	00:27,838	218,92	14:42:06
9	01:43,780	00:24,072	00:27,503	00:24,011	00:28,194	222,68	14:43:49
10	01:43,915	00:24,196	00:27,306	00:24,048	00:28,365	219,66	14:45:33
11	01:44,566	00:23,911	00:27,487	00:24,712	00:28,456	220,41	14:47:18

56		GARCIA, Miguel A.		Box 31			
CLM				P.Vmax: 4		T. Ideal: 01:48,562	
Lap	Time	Sector 1	Sector 2	Sector 3	Sector 4	V.Max	Hour
1	FIRST LAP	00:31,837	00:29,263	00:25,961	00:29,976	169,63	14:30:23
2	01:49,716	00:25,062	00:29,266	00:25,933	00:29,455	221,92	14:32:13
3	01:49,420	00:24,974	00:29,423	00:25,676	00:29,347	225,78	14:34:02
4	01:49,545	00:24,775	00:29,261	00:25,851	00:29,658	225,00	14:35:52
5	01:49,732	00:24,998	00:29,314	00:26,017	00:29,403	224,22	14:37:41
6	01:49,616	00:24,858	00:29,305	00:25,871	00:29,582	224,22	14:39:31
7	01:48,795	00:24,940	00:28,923	00:25,744	00:29,188	224,22	14:41:20
8	01:52,733	00:24,936	00:31,422	00:26,545	00:29,830	223,45	14:43:12
9	01:50,609	00:25,099	00:29,974	00:26,024	00:29,512	222,68	14:45:03
10	01:49,960	00:24,945	00:29,239	00:26,090	00:29,686	223,45	14:46:53
11	01:51,586	00:25,252	00:29,615	00:26,223	00:30,496	221,92	14:48:45

94		PEREZ, Juan M.		Box 31			
GC				P.Vmax: 6		T. Ideal: 01:41,679	
Lap	Time	Sector 1	Sector 2	Sector 3	Sector 4	V.Max	Hour
1	FIRST LAP	00:30,964	00:28,497	00:23,723	00:28,067	162,41	14:30:17
2	01:42,614	00:23,784	00:27,184	00:23,647	00:27,999	220,41	14:32:00
3	01:41,836	00:23,603	00:26,951	00:23,440	00:27,842	224,22	14:33:42
4	01:42,221	00:23,568	00:26,889	00:23,759	00:28,005	223,45	14:35:24
5	01:42,123	00:23,535	00:27,019	00:23,574	00:27,995	224,22	14:37:06
6	01:42,590	00:23,512	00:26,996	00:23,886	00:28,196	221,16	14:38:48
7	01:42,785	00:23,508	00:27,315	00:23,772	00:28,190	220,41	14:40:31
8	01:43,126	00:23,720	00:27,199	00:23,892	00:28,315	218,92	14:42:14
9	01:43,292	00:23,842	00:26,965	00:24,054	00:28,431	218,18	14:43:58
10	01:43,394	00:23,699	00:27,184	00:24,176	00:28,335	218,92	14:45:41
11	02:17,973	00:52,820	00:30,569	00:24,853	00:29,731	220,41	14:47:59





Circuit de la C.Valenciana

Campeonato Interautonómico de Velocidad

Análisis por vuelta Carrera F3 MV AGUSTA

Lap: 1			Lap: 10		
Num	Tiempo	GAP	Num	Tiempo	GAP
53	FIRST LAP		25	01:41,949	
25	FIRST LAP	0,489	53	01:43,915	10,903
4	FIRST LAP	0,992	29	01:54,037	17,414
94	FIRST LAP	4,436	94	01:43,394	18,570
14	FIRST LAP	4,638	2	01:52,480	31,066
31	FIRST LAP	6,171	4	01:43,725	34,601
56	FIRST LAP	10,222	21	01:58,567	37,044
19	FIRST LAP	10,849	14	01:44,708	37,618
2	FIRST LAP	11,766	31	01:48,873	01:06,7
29	FIRST LAP	14,363	56	01:49,960	01:30,5
21	FIRST LAP	15,889	19	01:52,546	01:41,7

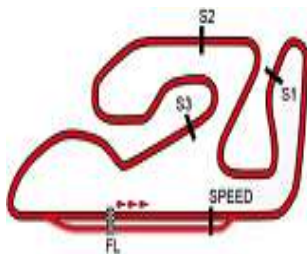
Lap: 2			Lap: 11		
Num	Tiempo	GAP	Num	Tiempo	GAP
25	01:41,017		25	01:42,534	
53	01:41,629	0,123	53	01:44,566	12,935
4	01:42,218	1,704	29	01:54,608	29,488
94	01:42,614	5,544	4	01:44,272	36,339
14	01:45,126	8,258	14	01:44,875	39,959
31	01:46,188	10,853	2	01:53,773	42,305
56	01:49,716	18,432	94	02:17,973	54,009
19	01:49,784	19,127	21	02:00,227	54,737
2	01:49,402	19,662	31	01:49,906	01:14,1
29	01:53,195	26,052	56	01:51,586	01:39,5
21	01:53,529	27,912	19	01:51,529	01:50,7

Lap: 3			Lap: 7		
Num	Tiempo	GAP	Num	Tiempo	GAP
25	01:40,489		25	01:41,123	
53	01:40,624	0,258	53	01:42,760	4,929
4	01:41,893	3,108	94	01:42,785	13,654
94	01:41,836	6,891	14	01:44,681	28,642
14	01:45,194	12,963	4	01:41,342	31,673
31	01:46,134	16,498	31	01:48,682	45,051
56	01:49,420	27,363	56	01:48,795	01:02,0
19	01:49,933	28,571	19	01:51,886	01:10,3
29	01:55,193	40,756	29	01:54,147	01:33,0
21	01:54,826	42,249			
2	02:15,692	54,865			

Lap: 4			Lap: 8		
Num	Tiempo	GAP	Num	Tiempo	GAP
25	01:40,154		25	01:41,290	
53	01:40,574	0,678	21	01:58,440	1,827
4	01:41,702	4,656	2	01:54,646	6,461
94	01:42,221	8,958	53	01:43,175	6,814
14	01:44,468	17,277	94	01:43,126	15,490
31	01:46,817	23,161	4	01:41,490	31,873
56	01:49,545	36,754	14	01:44,761	32,113
19	01:50,529	38,946	31	01:48,934	52,695
29	01:54,293	54,895	56	01:52,733	01:13,5
21	01:54,481	56,576	19	01:51,743	01:20,8
2	01:53,700	01:08,4			

Lap: 5			Lap: 9		
Num	Tiempo	GAP	Num	Tiempo	GAP
25	01:40,682		25	01:41,657	
53	01:42,149	2,145	29	01:55,237	5,326
94	01:42,123	10,399	53	01:43,780	8,937
			94	01:43,292	17,125
			21	02:00,256	20,426
			2	01:55,731	20,535
			4	01:42,609	32,825
			14	01:44,403	34,859
			31	01:48,781	59,819
			56	01:50,609	01:22,4
			19	01:51,988	01:31,1





MotoDes



GENERALITAT VALENCIANA

DEPUTACIÓ DE VALÈNCIA

CIRCUIT RICARDO TORMO

Circuit de la C.Valenciana

20 - 22 Septiembre 2019

Circuit de la C.Valenciana

Campeonato Interautonómico de Velocidad

Velocidades máximas Carrera F3 MV AGUSTA

Name	Country/Res	Brand	Best 5 max. speed					Media	Max.
25 KROH,Alan		MV Agusta	231,4	230,6	229,8	229,0	229,0	230,0	231,4
4 GONZALEZ,Alexis	CLM	MV Agusta	227,4	226,6	226,6	225,8	224,2	226,1	227,4
53 GONZALEZ,Daniel	CLM	MV Agusta	226,6	225,8	225,0	222,7	221,2	224,2	226,6
56 GARCIA,Miguel A.	CLM	MV Agusta	225,8	225,0	224,2	224,2	224,2	224,7	225,8
14 LOPEZ,Israel	CLM	MV Agusta	225,8	225,0	225,0	224,2	223,4	224,7	225,8
94 PEREZ,Juan M.	GC	MV Agusta	224,2	224,2	223,4	221,2	220,4	222,7	224,2
29 LOPEZ-Navarro,C.	CAT	MV Agusta	223,4	221,9	221,2	220,4	220,4	221,5	223,4
21 CIURANA,Jessica	VAL	MV Agusta	222,7	221,9	219,7	218,9	217,4	220,1	222,7
31 PEINADO,David	CLM	MV Agusta	221,9	221,9	220,4	220,4	218,9	220,7	221,9
2 ZURRIAGA,Yeray	VAL	MV Agusta	221,9	218,9	216,7	216,0	216,0	217,9	221,9
19 RIPOLL,Ignacio	CLM	MV Agusta	215,3	212,5	211,8	211,1	211,1	212,3	215,3



CRONOCIRCUIT: oscar.gutierrez@circuitvalencia.com

