




Campeonato Norte



# COPPA MV AGUSTA/WINKERS-JK

## CTO. INTERAUTONOMICO DE VELOCIDAD

### CARRERA MV AGUSTA ((11 vueltas, 43,3 km.))

#### Parrilla de Salida Oficial


29 C. LOPEZ-NAVARRO 2:00.141	9	19 I. RIPOLL JARAUTA 1:57.087	8	31 D. PEINADO 1:51.758	7
14 I. LOPEZ SANCHEZ 1:50.350	6	3 J. FERNANDEZ 1:49.745	5	94 J. PEREZ SANTANA 1:49.396	4
33 D. GONZALEZ ZUDAIRE 1:48.328	3	4 A. GONZALEZ CIO 1:46.685	2	25 A. KROH 1:46.656	1



#13 SALIDA DESDE PITLINE POR NO RESPETAR BANDERA ROJA

Comissarios Deportivos:	Cronometrador:
-------------------------	----------------





# COPPA MV AGUSTA/WINKERS-JK

## CTO. INTERAUTONOMICO DE VELOCIDAD

### CARRERA MV AGUSTA (11 vueltas, 43,3 km.)

#### Clasificación Oficial

Piloto	Nac	Equipo	Moto	Neumaticos	Vlts.	Tiempo	Dif.	Km/h	Mejor Vuelta	
									Vlt.	Tiempo Km/h
1 25 Alan KROH		MV AGUSTA FACTORY	MV AGUSTA		JUN 11	19:43.064	-	131.6	5	1:46.431 133.0
2 53 Daniel GONZALEZ ZUDAIRE		NEW HOLLAND	MV AGUSTA		JUN 11	19:47.780	+4.716	131.1	4	1:46.449 133.0
3 4 Alexis GONZALEZ CIO		PRIVADO	MV AGUSTA		JUN 11	19:53.067	+10.003	130.5	4	1:46.192 133.3
4 94 Juan M. PEREZ SANTANA		BOX 31MOTOS	MV AGUSTA		JUN 11	20:16.494	+33.430	128.0	5	1:48.649 130.3
5 14 Israel LOPEZ SANCHEZ		XCTECH	MV AGUSTA		SEN 11	20:36.439	+53.375	126.0	2	1:49.904 128.8
6 31 David PEINADO		BOX 31MOTOS	MV AGUSTA		SEN 11	20:55.982	+1:12.918	124.0	2	1:51.527 127.0
7 19 Ignacio RIPOLL JARAUTA		BOX 31MOTOS	MV AGUSTA		SEN 11	21:33.364	+1:50.300	120.4	10	1:55.736 122.3
8 13 Jose Ignacio DENGRA ALIFA		BOX 31MOTOS	MV AGUSTA		SEN 11	21:35.865	+1:52.801	120.2	2	1:55.297 122.8
9 29 Carlos LOPEZ-NAVARRO		MOTOS BORDOY	MV AGUSTA		SEN 10	20:34.114	1 Lap	114.7	5	1:59.434 118.5

#### No clasificados:

3 Juan FERNANDEZ		TEAM DOLO	MV AGUSTA		JUN 7	12:51.334			7	1:48.993 129.9
------------------	--	-----------	-----------	--	-------	-----------	--	--	---	----------------

<b>Pole</b>		A. KROH		1:46.656	132.8 Kph
<b>Vuelta Rápida</b>	Vlt. 4	Alexis GONZALEZ CIO		1:46.192	133.3 Kph

Hora de publicación: .....

 Estado de pista: **SECO**

Comisarios deportivos:	Cronometrador:
------------------------	----------------



Campeonato Norte



# COPPA MV AGUSTA/WINKERS-JK CTO. INTERAUTONOMICO DE VELOCIDAD CARRERA MV AGUSTA

## Clasificación Oficial por clase

Nº Piloto	Nac	Equipo	Moto	Vlts.	Tiempo	Diff. Km/h	Mejor Vuelta			
							Vlt.	Tiempo Km/h		
<b>JUNIOR</b>										
1	25	Alan KROH	MV AGUSTA FACTORY	MV AGUSTA	11	19:43.064	131.6	5	1:46.431	133.0
2	53	Daniel GONZALEZ ZUDAIRE	NEW HOLLAND	MV AGUSTA	11	19:47.780	+4.716 131.1	4	1:46.449	133.0
3	4	Alexis GONZALEZ CIO	PRIVADO	MV AGUSTA	11	19:53.067	+10.003 130.5	4	1:46.192	133.3
4	94	Juan M. PEREZ SANTANA	BOX 31MOTOS	MV AGUSTA	11	20:16.494	+33.430 128.0	5	1:48.649	130.3
<b>No clasificados:</b>										
	3	Juan FERNANDEZ	TEAM DOLO	MV AGUSTA	7	12:51.334		7	1:48.993	129.9
<b>SENIOR</b>										
1	14	Israel LOPEZ SANCHEZ	XCTECH	MV AGUSTA	11	20:36.439	126.0	2	1:49.904	128.8
2	31	David PEINADO	BOX 31MOTOS	MV AGUSTA	11	20:55.982	+19.543 124.0	2	1:51.527	127.0
3	19	Ignacio RIPOLL JARAUTA	BOX 31MOTOS	MV AGUSTA	11	21:33.364	+56.925 120.4	10	1:55.736	122.3
4	13	Jose Ignacio DENGRA ALIFA	BOX 31MOTOS	MV AGUSTA	11	21:35.865	+59.426 120.2	2	1:55.297	122.8
5	29	Carlos LOPEZ-NAVARRO	MOTOS BORDOY	MV AGUSTA	10	20:34.114	1 Laps 114.7	5	1:59.434	118.5

Hora publicación: .....

Estado de pista: **SECO**

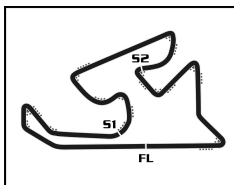
Comisarios deportivos:	Cronometrador:
------------------------	----------------



Campeonato Norte



Circuito de Navarra



CIRCUITO DE NAVARRA 3.933 m.

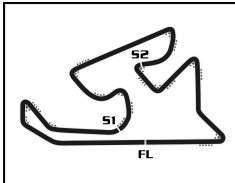
# COPPA MV AGUSTA/WINKERS-JK CTO. INTERAUTONOMICO DE VELOCIDAD CARRERA MV AGUSTA

## Planing

### VUELTA

Nº	Pos	Grid	1	2	3	4	5	6	7	8	9	10	11
25	1	25	25	25	25	25	25	25	25	25	25	25	25
4	2	4	4	53	4	4	4	53	53	53	53	53	53
53	3	53	53	4	53	53	53	4	4	4	4	4	4
94	4	94	3	94	94	94	94	94	94	94	94	94	94
3	5	3	94	3	3	3	3	3	3	14	14	14	14
14	6	14	14	14	14	14	14	14	14	31	31	31	31
31	7	31	31	31	31	31	31	31	31	19	19	19	19
19	8	19	19	19	13	13	19	19	19	13	13	13	13
29	9	29	29	13	19	19	13	13	13	29	29	29	29
13	0	13	13	29	29	29	29	29	29				





CIRCUITO DE NAVARRA 3.933 m.

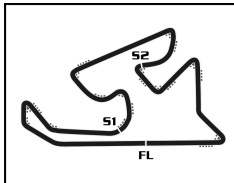
# COPPA MV AGUSTA/WINKERS-JK

## CTO. INTERAUTONOMICO DE VELOCIDAD

### CARRERA MV AGUSTA

Mejores tiempos de sector

SECTOR 1			SECTOR 2		SECTOR 3		Pos	Piloto	Vuelta Ideal	Mejor Vuelta	
Pos	Piloto	Tiempo	Piloto	Tiempo	Piloto	Tiempo					
1	4 A.GONZALEZ CIO	27.902	25 A.KROH	38.250	53 D.GONZALEZ ZUDAIRE	39.574	1	53 D.GONZALEZ ZUDAIRE	1:46.002	1:46.449	(3)
2	53 D.GONZALEZ ZUDAIRE	28.153	53 D.GONZALEZ ZUDAIRE	38.275	25 A.KROH	39.606	2	4 A.GONZALEZ CIO	1:46.192	1:46.192	(1)
3	25 A.KROH	28.372	4 A.GONZALEZ CIO	38.681	4 A.GONZALEZ CIO	39.609	3	25 A.KROH	1:46.228	1:46.431	(2)
4	94 J.PEREZ SANTANA	29.146	94 J.PEREZ SANTANA	38.954	94 J.PEREZ SANTANA	40.300	4	94 J.PEREZ SANTANA	1:48.400	1:48.649	(4)
5	3 J.FERNANDEZ	29.183	3 J.FERNANDEZ	39.201	3 J.FERNANDEZ	40.391	5	3 J.FERNANDEZ	1:48.775	1:48.993	(5)
6	14 I.LOPEZ SANCHEZ	29.534	14 I.LOPEZ SANCHEZ	39.804	14 I.LOPEZ SANCHEZ	40.427	6	14 I.LOPEZ SANCHEZ	1:49.765	1:49.904	(6)
7	31 D.PEINADO	29.882	31 D.PEINADO	40.262	31 D.PEINADO	41.304	7	31 D.PEINADO	1:51.448	1:51.527	(7)
8	19 I.RIPOLL JARAUTA	30.941	13 J.DENGRAL ALIFA	41.407	13 J.DENGRAL ALIFA	42.458	8	13 J.DENGRAL ALIFA	1:54.813	1:55.297	(8)
9	13 J.DENGRAL ALIFA	30.948	19 I.RIPOLL JARAUTA	41.419	19 I.RIPOLL JARAUTA	42.652	9	19 I.RIPOLL JARAUTA	1:55.012	1:55.736	(9)
10	29 C.LOPEZ-NAVARRO	32.577	29 C.LOPEZ-NAVARRO	42.883	29 C.LOPEZ-NAVARRO	43.592	10	29 C.LOPEZ-NAVARRO	1:59.052	1:59.434	(10)




CIRCUITO DE NAVARRA 3.933 m.

## COPPA MV AGUSTA/WINKERS-JK CTO. INTERAUTONOMICO DE VELOCIDAD Después de CARRERA MV AGUSTA

Velocidad máxima del evento

Piloto	Equipo	Moto	V. Max	Vlt.	Sesión
129 David MARCOS	A.E.M.A.	KAWASAKI	1000 CC WINK	<b>246.0</b>	3 ENTR. CRONO 1
53 Daniel GONZALEZ ZUDAIRE	NEW HOLLAND	MV AGUSTA	JUNIOR	<b>243.2</b>	6 CARRERA MV AGUSTA/
25 Alan KROH	MV AGUSTA FACTORY	MV AGUSTA	JUNIOR	<b>242.2</b>	9 CARRERA MV AGUSTA/
4 Alexis GONZALEZ CIO	PRIVADO	MV AGUSTA	JUNIOR	<b>240.0</b>	3 WARM UP
777 Eneko BANDERAS	CIV MotorSport	KAWASAKI	1000 CC WINK	<b>239.5</b>	4 ENTR. CRONO 2
94 Juan M. PEREZ SANTANA	BOX 31MOTOS	MV AGUSTA	JUNIOR	<b>237.9</b>	9 ENTR. CRONO 1
14 Israel LOPEZ SANCHEZ	XCTECH	MV AGUSTA	SENIOR	<b>235.8</b>	7 ENTR. CRONO 2
3 Juan FERNANDEZ	TEAM DOLO	MV AGUSTA	JUNIOR	<b>235.3</b>	5 CARRERA MV AGUSTA/
122 Angel FLORES RUIZ	CD JKcompeticion	YAMAHA	600 CC WINKE	<b>234.3</b>	2 ENTR. CRONO 2
31 David PEINADO	BOX 31MOTOS	MV AGUSTA	SENIOR	<b>229.8</b>	2 ENTR. CRONO 1
10 Miguel SARABIA BARRIO	CIV MotorSport	YAMAHA	600 CC WINKE	<b>229.3</b>	8 ENTR. CRONO 1
40 David GARRIGOS ROMO	CD JKcompeticion	HONDA	600 CC WINKE	<b>229.3</b>	5 ENTR. CRONO 1
17 Arturo VARGAS			1000 CC WINK	<b>226.9</b>	4 WARM UP
46 Juan Carlos NUÑEZ LOPEZ	CD JKcompeticion	APRILIA	1000 CC WINK	<b>224.1</b>	7 ENTR. CRONO 1
13 Jose Ignacio DENGRA ALIFA	BOX 31MOTOS	MV AGUSTA	SENIOR	<b>220.9</b>	10 ENTR. CRONO 1
85 Andoni VIRTUS GONZALEZ	CIV MotorSport	KAWASAKI	600 CC WINKE	<b>220.4</b>	9 ENTR. CRONO 1
11 Sergio CABRERA SOTO	CD JKcompeticion	BMW	1000 CC WINK	<b>220.0</b>	4 ENTR. CRONO 2
19 Ignacio RIPOLL JARAUTA	BOX 31MOTOS	MV AGUSTA	SENIOR	<b>219.1</b>	10 CARRERA MV AGUSTA/
27 Daniel EURRUTIA PINEDA	CD JKcompeticion	HONDA	600 CC WINKE	<b>216.4</b>	7 ENTR. CRONO 1
88 Carmelo PALMERO	CIV MotorSport	YAMAHA	600 CC WINKE	<b>214.3</b>	5 ENTR. CRONO 2
125 Gabriel MARTIN RODRIGUEZ	CD JKcompeticion	KAWASAKI	600 CC WINKE	<b>212.2</b>	2 WARM UP
29 Carlos LOPEZ-NAVARRO	MOTOS BORDOY	MV AGUSTA	SENIOR	<b>205.3</b>	2 WARM UP
16 Alejandro MARCOS DIAZ	AEG 24H	KAWASAKI	1000 CC WINK	<b>175.3</b>	3 ENTR. CRONO 2



# COPPA MV AGUSTA/WINKERS-JK

## CTO. INTERAUTONOMICO DE VELOCIDAD


### CARRERA MV AGUSTA

#### Secuencia de lideres

Nº	Piloto	Equipo	Moto	Vuelta Inicio	Vuelta Final	Vlts.	Total Vlts.
<b>JUNIOR</b>							
25	Alan KROH	MV AGUSTA FACTORY	MV AGUSTA	1	11	11	11
<b>SENIOR</b>							
14	Israel LOPEZ SANCHEZ	XCTECH	MV AGUSTA	1	11	11	11



Campeonato Norte




# COPPA MV AGUSTA/WINKERS-JK CTO. INTERAUTONOMICO DE VELOCIDAD CARRERA MV AGUSTA

## Secuencia de vueltas rápidas

Tiempo de sesión	Piloto	Equipo	Moto	Neumaticos	Tiempo	km/h	Vlt.
3:41.319	<b>25 Alan KROH</b>	MV AGUSTA FACTORY	MV AGUSTA	JUN	<b>1:47.721</b>	131.4	2
3:42.104	<b>53 Daniel GONZALEZ ZUDAIRE</b>	NEW HOLLAND	MV AGUSTA	JUN	<b>1:47.587</b>	131.6	2
5:28.472	<b>25 Alan KROH</b>	MV AGUSTA FACTORY	MV AGUSTA	JUN	<b>1:47.153</b>	132.1	3
5:29.190	<b>4 Alexis GONZALEZ CIO</b>	PRIVADO	MV AGUSTA	JUN	<b>1:46.969</b>	132.4	3
7:14.936	<b>25 Alan KROH</b>	MV AGUSTA FACTORY	MV AGUSTA	JUN	<b>1:46.464</b>	133.0	4
7:15.382	<b>4 Alexis GONZALEZ CIO</b>	PRIVADO	MV AGUSTA	JUN	<b>1:46.192</b>	133.3	4





# COPPA MV AGUSTA/WINKERS-JK


## CTO. INTERAUTONOMICO DE VELOCIDAD

### CARRERA MV AGUSTA

#### Tiempos por vuelta

■ Piloto Doblado

Nº	Tiempo	Dif.	Nº	Tiempo	Dif.	Nº	Tiempo	Dif.	Nº	Tiempo	Dif.	Nº	Tiempo	Dif.
<b>Vuelta 1</b>			31	1:53.029	26.959	29	2:11.347	1 Lap	14	1:52.806	48.401			
25	1:53.598		19	1:56.712	53.907	31	1:55.147	1:04.309	19	1:55.736	1:42.139			
4	1:54.014	0.416	13	1:58.216	54.836	19	1:55.736	1:42.139	13	1:55.319	1:45.271			
53	1:54.517	0.919	29	1:59.434	1:08.371	13	1:55.319	1:45.271						
3	1:55.773	2.175	<b>Vuelta 6</b>			<b>Vuelta 11</b>								
94	1:55.889	2.291	25	1:46.772		25	1:48.204							
14	1:58.123	4.525	53	1:47.086	1.765	53	1:49.383	4.716						
31	1:59.272	5.674	4	1:49.521	3.603	4	1:48.310	10.003						
19	2:06.816	13.218	94	1:49.390	13.184	4	1:48.310	10.003	94	1:52.088	33.430			
29	2:08.550	14.952	3	1:49.333	14.202	94	1:52.088	33.430	29	2:07.659	1 Lap			
13	2:08.707	15.109	14	1:51.688	23.170	29	2:07.659	1 Lap	14	1:53.178	53.375			
<b>Vuelta 2</b>			31	1:53.073	33.260	14	1:53.178	53.375	31	1:56.813	1:12.918			
25	1:47.721		19	1:56.301	1:03.436	31	1:56.813	1:12.918	19	1:56.365	1:50.300			
53	1:47.587	0.785	13	1:59.914	1:07.978	19	1:56.365	1:50.300	13	1:55.734	1:52.801			
4	1:48.207	0.902	29	1:59.638	1:21.237	<b>Vuelta 7</b>								
94	1:49.026	3.596				25	1:47.148							
3	1:49.608	4.062	53	1:46.594	1.211	53	1:46.594	1.211						
14	1:49.904	6.708	4	1:48.274	4.729	4	1:48.274	4.729						
31	1:51.527	9.480	94	1:49.151	15.187	94	1:49.151	15.187						
19	1:56.880	22.377	3	1:48.993	16.047	3	1:48.993	16.047						
13	1:55.297	22.685	14	1:52.083	28.105	14	1:52.083	28.105						
29	2:01.438	28.669	31	1:53.679	39.791	31	1:53.679	39.791						
<b>Vuelta 3</b>			19	1:56.406	1:12.694	19	1:56.406	1:12.694						
25	1:47.153		13	1:56.629	1:17.459	13	1:56.629	1:17.459						
4	1:46.969	0.718	29	1:59.579	1:33.668	29	1:59.579	1:33.668						
53	1:47.546	1.178	<b>Vuelta 8</b>			<b>Vuelta 11</b>								
94	1:49.408	5.851	25	1:46.494		25	1:46.494							
3	1:49.529	6.438	53	1:46.583	1.300	53	1:46.583	1.300						
14	1:50.304	9.859	4	1:47.616	5.851	4	1:47.616	5.851						
31	1:51.585	13.912	94	1:52.140	20.833	94	1:52.140	20.833						
13	1:57.426	32.958	14	1:52.767	34.378	14	1:52.767	34.378						
19	1:58.400	33.624	31	1:54.659	47.956	31	1:54.659	47.956						
29	2:00.758	42.274	19	1:56.512	1:22.712	19	1:56.512	1:22.712						
<b>Vuelta 4</b>			13	1:56.643	1:27.608	13	1:56.643	1:27.608						
25	1:46.464		<b>Vuelta 9</b>			<b>Vuelta 11</b>								
4	1:46.192	0.446	25	1:46.641		25	1:46.641							
53	1:46.449	1.163	53	1:47.001	1.660	53	1:47.001	1.660						
94	1:48.961	8.348	29	2:06.153	1 Lap	29	2:06.153	1 Lap						
3	1:49.056	9.030	4	1:48.460	7.670	4	1:48.460	7.670						
14	1:49.956	13.351	94	1:50.352	24.544	94	1:50.352	24.544						
31	1:52.913	20.361	14	1:54.296	42.033	14	1:54.296	42.033						
13	1:56.557	43.051	31	1:54.285	55.600	31	1:54.285	55.600						
19	1:56.466	43.626	19	1:56.770	1:32.841	19	1:56.770	1:32.841						
29	1:59.558	55.368	13	1:55.423	1:36.390	13	1:55.423	1:36.390						
<b>Vuelta 5</b>			<b>Vuelta 10</b>			<b>Vuelta 11</b>								
25	1:46.431		25	1:46.438		25	1:46.438							
4	1:46.839	0.854	53	1:48.315	3.537	53	1:48.315	3.537						
53	1:46.719	1.451	4	1:48.665	9.897	4	1:48.665	9.897						
94	1:48.649	10.566	94	1:51.440	29.546	94	1:51.440	29.546						
3	1:49.042	11.641												
14	1:51.334	18.254												



# COPPA MV AGUSTA/WINKERS-JK

## CTO. INTERAUTONOMICO DE VELOCIDAD

### CARRERA MV AGUSTA


Tiempos por vuelta

■ Piloto Doblado

Nº	Tiempo	Dif.	Nº	Tiempo	Dif.	Nº	Tiempo	Dif.	Nº	Tiempo	Dif.	Nº	Tiempo	Dif.
----	--------	------	----	--------	------	----	--------	------	----	--------	------	----	--------	------

## Pit Stop Analysis

Nr.	In Time	In Driver	Out Time	Out Driver	Pit Time	T. Pit Time	Nr.	In Time	In Driver	Out Time	Out Driver	Pit Time	T. Pit Time



# COPPA MV AGUSTA/WINKERS-JK

## CTO. INTERAUTONOMICO DE VELOCIDAD

### CARRERA MV AGUSTA

Vuelta a vuelta

**Vlt. Tiempo Sector 1 Sector 2 Sector 3 Sector 4 T. Sesión**

Vlt.	Tiempo	Sector 1	Sector 2	Sector 3	Sector 4	T. Sesión
<b>3</b>	<b>Juan FERNANDEZ</b>					
	TEAM DOLO		MV AGUSTA			
1	1:55.773	35.360	39.738	40.675		1:55.773
2	1:49.608	29.731	39.340	40.537		3:45.381
3	1:49.529	29.306	39.705	40.518		5:34.910
4	1:49.056	<b>29.183</b>	39.387	40.486		7:23.966
5	1:49.042	29.277	39.368	40.397		9:13.008
6	1:49.333	29.196	39.479	40.658		11:02.341
7	<b>1:48.993</b>	29.401	<b>39.201</b>	<b>40.391</b>		12:51.334

Vlt.	Tiempo	Sector 1	Sector 2	Sector 3	Sector 4	T. Sesión
<b>4</b>	<b>Alexis GONZALEZ CIO</b>					
	PRIVADO		MV AGUSTA			
1	1:54.014	34.527	39.565	39.922		1:54.014
2	1:48.207	28.796	39.043	40.368		3:42.221
3	1:46.969	27.931	39.067	39.971		5:29.190
4	<b>1:46.192</b>	<b>27.902</b>	<b>38.681</b>	<b>39.609</b>		7:15.382
5	1:46.839	28.207	38.734	39.898		9:02.221
6	1:49.521	30.358	39.339	39.824		10:51.742
7	1:48.274	29.358	39.018	39.898		12:40.016
8	1:47.616	28.449	39.109	40.058		14:27.632
9	1:48.460	28.576	39.682	40.202		16:16.092
10	1:48.665	29.040	39.725	39.900		18:04.757
11	1:48.310	28.810	39.266	40.234		19:53.067

Vlt.	Tiempo	Sector 1	Sector 2	Sector 3	Sector 4	T. Sesión
<b>13</b>	<b>Jose Ignacio DENGRA ALIFA</b>					
	BOX 31MOTOS		MV AGUSTA			
1	2:08.707	44.018	42.231	<b>42.458</b>		2:08.707
2	<b>1:55.297</b>	30.967	41.739	42.591		4:04.004
3	1:57.426	31.427	42.013	43.986		6:01.430
4	1:56.557	31.129	42.442	42.986		7:57.987
5	1:58.216	32.687	42.213	43.316		9:56.203
6	1:59.914	33.132	43.281	43.501		11:56.117
7	1:56.629	31.395	41.908	43.326		13:52.746
8	1:56.643	31.142	<b>41.407</b>	44.094		15:49.389
9	1:55.423	31.012	41.560	42.851		17:44.812
10	1:55.319	<b>30.948</b>	41.551	42.820		19:40.131
11	1:55.734	30.959	41.497	43.278		21:35.865

Vlt.	Tiempo	Sector 1	Sector 2	Sector 3	Sector 4	T. Sesión
<b>14</b>	<b>Israel LOPEZ SANCHEZ</b>					
	XCTECH		MV AGUSTA			
1	1:58.123	37.156	39.873	41.094		1:58.123
2	<b>1:49.904</b>	29.558	39.919	<b>40.427</b>		3:48.027
3	1:50.304	29.672	40.111	40.521		5:38.331
4	1:49.956	<b>29.534</b>	<b>39.804</b>	40.618		7:28.287
5	1:51.334	30.065	40.165	41.104		9:19.621
6	1:51.688	30.280	40.211	41.197		11:11.309
7	1:52.083	30.441	40.517	41.125		13:03.392
8	1:52.767	30.232	40.629	41.906		14:56.159
9	1:54.296	30.456	42.462	41.378		16:50.455
10	1:52.806	31.175	40.270	41.361		18:43.261
11	1:53.178	30.923	40.820	41.435		20:36.439

Vlt.	Tiempo	Sector 1	Sector 2	Sector 3	Sector 4	T. Sesión
<b>19</b>	<b>Ignacio RIPOLL JARAUTA</b>					
	BOX 31MOTOS		MV AGUSTA			
1	2:06.816	39.715	43.580	43.521		2:06.816
2	1:56.880	31.443	41.905	43.532		4:03.696

■ Mejor Personal ■ Mejor de la sesión ■ Cruzando la línea de meta por el pit lane.

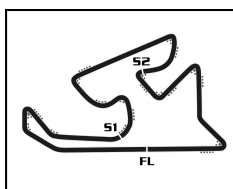
Vlt.	Tiempo	Sector 1	Sector 2	Sector 3	Sector 4	T. Sesión
3	1:58.400	31.968	42.141	44.291		6:02.096
4	1:56.466	31.147	42.106	43.213		7:58.562
5	1:56.712	31.516	42.032	43.164		9:55.274
6	1:56.301	31.670	41.979	<b>42.652</b>		11:51.575
7	1:56.406	31.756	41.608	43.042		13:47.981
8	1:56.512	31.699	41.759	43.054		15:44.493
9	1:56.770	31.236	42.033	43.501		17:41.263
10	<b>1:55.736</b>	<b>30.941</b>	41.611	43.184		19:36.999
11	1:56.365	31.932	<b>41.419</b>	43.014		21:33.364

Vlt.	Tiempo	Sector 1	Sector 2	Sector 3	Sector 4	T. Sesión
<b>25</b>	<b>Alan KROH</b>					
	MV AGUSTA FACTORY		MV AGUSTA			
1	1:53.598	34.646	39.090	39.862		1:53.598
2	1:47.721	29.042	38.859	39.820		3:41.319
3	1:47.153	28.579	38.631	39.943		5:28.472
4	1:46.464	<b>28.372</b>	38.324	39.768		7:14.936
5	<b>1:46.431</b>	28.431	38.334	39.666		9:01.367
6	1:46.772	28.524	38.449	39.799		10:48.139
7	1:47.148	28.805	38.544	39.799		12:35.287
8	1:46.494	28.600	38.282	39.612		14:21.781
9	1:46.641	28.633	38.402	<b>39.606</b>		16:08.422
10	1:46.438	28.399	<b>38.250</b>	39.789		17:54.860
11	1:48.204	28.902	38.897	40.405		19:43.064

Vlt.	Tiempo	Sector 1	Sector 2	Sector 3	Sector 4	T. Sesión
<b>29</b>	<b>Carlos LOPEZ-NAVARRO</b>					
	MOTOS BORDOY		MV AGUSTA			
1	2:08.550	40.876	43.674	44.000		2:08.550
2	2:01.438	33.936	43.569	43.933		4:09.988
3	2:00.758	33.735	43.131	43.892		6:10.746
4	1:59.558	32.623	43.018	43.917		8:10.304
5	<b>1:59.434</b>	<b>32.577</b>	42.939	43.918		10:09.738
6	1:59.638	32.603	<b>42.883</b>	44.152		12:09.376
7	1:59.579	32.952	43.035	<b>43.592</b>		14:08.955
8	2:06.153	33.358	43.451	49.344		16:15.108
9	2:11.347	36.974	47.108	47.265		18:26.455
10	2:07.659	35.081	46.164	46.414		20:34.114

Vlt.	Tiempo	Sector 1	Sector 2	Sector 3	Sector 4	T. Sesión
<b>31</b>	<b>David PEINADO</b>					
	BOX 31MOTOS		MV AGUSTA			
1	1:59.272	37.487	40.366	41.419		1:59.272
2	<b>1:51.527</b>	29.961	<b>40.262</b>	<b>41.304</b>		3:50.799
3	1:51.585	<b>29.882</b>	40.343	41.360		5:42.384
4	1:52.913	30.494	40.590	41.829		7:35.297
5	1:53.029	30.270	40.821	41.938		9:28.326
6	1:53.073	30.274	40.857	41.942		11:21.399
7	1:53.679	30.510	41.019	42.150		13:15.078
8	1:54.659	30.657	41.234	42.768		15:09.737
9	1:54.285	30.781	41.216	42.288		17:04.022
10	1:55.147	31.088	41.565	42.494		18:59.169
11	1:56.813	31.079	42.004	43.730		20:55.982

Vlt.	Tiempo	Sector 1	Sector 2	Sector 3	Sector 4	T. Sesión
<b>53</b>	<b>Daniel GONZALEZ ZUDAIRE</b>					
	NEW HOLLAND		MV AGUSTA			
1	1:54.517	34.926	39.468	40.123		1:54.517
2	1:47.587	28.576	39.015	39.996		3:42.104
3	1:47.546	28.384	38.917	40.245		5:29.650
4	<b>1:46.449</b>	<b>28.153</b>	38.663	39.633		7:16.099



CIRCUITO DE NAVARRA 3.933 m.

# COPPA MV AGUSTA/WINKERS-JK

## CTO. INTERAUTONOMICO DE VELOCIDAD


### CARRERA MV AGUSTA

Vuelta a vuelta

■ Mejor Personal ■ Mejor de la sesión B Cruzando la línea de meta por el pit lane.

Vlt.	Tiempo	Sector 1	Sector 2	Sector 3	Sector 4	T. Sesión	Vlt.	Tiempo	Sector 1	Sector 2	Sector 3	Sector 4	T. Sesión
5	1:46.719	28.385	38.718	39.616		9:02.818							
6	1:47.086	28.476	38.715	39.895		10:49.904							
7	1:46.594	28.520	38.500	39.574		12:36.498							
8	1:46.583	28.483	38.275	39.825		14:23.081							
9	1:47.001	28.422	38.576	40.003		16:10.082							
10	1:48.315	28.787	39.129	40.399		17:58.397							
11	1:49.383	29.334	39.446	40.603		19:47.780							

94 Juan M. PEREZ SANTANA													
BOX 31MOTOS		MV AGUSTA											
1	1:55.889	35.893	39.561	40.435		1:55.889							
2	1:49.026	29.249	39.171	40.606		3:44.915							
3	1:49.408	29.385	39.362	40.661		5:34.323							
4	1:48.961	29.214	39.248	40.499		7:23.284							
5	1:48.649	29.299	38.954	40.396		9:11.933							
6	1:49.390	29.146	39.651	40.593		11:01.323							
7	1:49.151	29.365	39.486	40.300		12:50.474							
8	1:52.140	29.497	41.376	41.267		14:42.614							
9	1:50.352	29.730	39.690	40.932		16:32.966							
10	1:51.440	30.062	39.801	41.577		18:24.406							
11	1:52.088	30.154	40.275	41.659		20:16.494							



# COPPA MV AGUSTA/WINKERS-JK

## CTO. INTERAUTONÓMICO DE VELOCIDAD

### CARRERA MV AGUSTA

Vuelta a vuelta

Mejor Personal Mejor de la sesión B Cruzando la línea de meta por el pit lane.

Vlt.	Tiempo	Sector 1	Sector 2	Sector 3	Km/h	T. Sesión
<b>3</b>	<b>Juan FERNANDEZ</b>					
	TEAM DOLO		MV AGUSTA			
1	1:55.773	35.360	39.738	40.675	122.3	1:55.773
2	1:49.608	29.731	39.340	40.537	129.2	3:45.381
3	1:49.529	29.306	39.705	40.518	129.3	5:34.910
4	1:49.056	<b>29.183</b>	39.387	40.486	129.8	7:23.966
5	1:49.042	29.277	39.368	40.397	129.8	9:13.008
6	1:49.333	29.196	39.479	40.658	129.5	11:02.341
7	<b>1:48.993</b>	29.401	<b>39.201</b>	<b>40.391</b>	129.9	12:51.334

Vlt.	Tiempo	Sector 1	Sector 2	Sector 3	Km/h	T. Sesión
<b>4</b>	<b>Alexis GONZALEZ CIO</b>					
	PRIVADO		MV AGUSTA			
1	1:54.014	34.527	39.565	39.922	124.2	1:54.014
2	1:48.207	28.796	39.043	40.368	130.8	3:42.221
3	1:46.969	27.931	39.067	39.971	132.4	5:29.190
4	<b>1:46.192</b>	<b>27.902</b>	<b>38.681</b>	<b>39.609</b>	133.3	7:15.382
5	1:46.839	28.207	38.734	39.898	132.5	9:02.221
6	1:49.521	30.358	39.339	39.824	129.3	10:51.742
7	1:48.274	29.358	39.018	39.898	130.8	12:40.016
8	1:47.616	28.449	39.109	40.058	131.6	14:27.632
9	1:48.460	28.576	39.682	40.202	130.5	16:16.092
10	1:48.665	29.040	39.725	39.900	130.3	18:04.757
11	1:48.310	28.810	39.266	40.234	130.7	19:53.067

Vlt.	Tiempo	Sector 1	Sector 2	Sector 3	Km/h	T. Sesión
<b>13</b>	<b>Jose Ignacio DENGRA ALIFA</b>					
	BOX 31MOTOS		MV AGUSTA			
1	2:08.707	44.018	42.231	<b>42.458</b>	110.0	2:08.707
2	<b>1:55.297</b>	30.967	41.739	42.591	122.8	4:04.004
3	1:57.426	31.427	42.013	43.986	120.6	6:01.430
4	1:56.557	31.129	42.442	42.986	121.5	7:57.987
5	1:58.216	32.687	42.213	43.316	119.8	9:56.203
6	1:59.914	33.132	43.281	43.501	118.1	11:56.117
7	1:56.629	31.395	41.908	43.326	121.4	13:52.746
8	1:56.643	31.142	<b>41.407</b>	44.094	121.4	15:49.389
9	1:55.423	31.012	41.560	42.851	122.7	17:44.812
10	1:55.319	<b>30.948</b>	41.551	42.820	122.8	19:40.131
11	1:55.734	30.959	41.497	43.278	122.3	21:35.865

Vlt.	Tiempo	Sector 1	Sector 2	Sector 3	Km/h	T. Sesión
<b>14</b>	<b>Israel LOPEZ SANCHEZ</b>					
	XCTECH		MV AGUSTA			
1	1:58.123	37.156	39.873	41.094	119.9	1:58.123
2	<b>1:49.904</b>	29.558	39.919	<b>40.427</b>	128.8	3:48.027
3	1:50.304	29.672	40.111	40.521	128.4	5:38.331
4	1:49.956	<b>29.534</b>	<b>39.804</b>	40.618	128.8	7:28.287
5	1:51.334	30.065	40.165	41.104	127.2	9:19.621
6	1:51.688	30.280	40.211	41.197	126.8	11:11.309
7	1:52.083	30.441	40.517	41.125	126.3	13:03.392
8	1:52.767	30.232	40.629	41.906	125.6	14:56.159
9	1:54.296	30.456	42.462	41.378	123.9	16:50.455
10	1:52.806	31.175	40.270	41.361	125.5	18:43.261
11	1:53.178	30.923	40.820	41.435	125.1	20:36.439

Vlt.	Tiempo	Sector 1	Sector 2	Sector 3	Km/h	T. Sesión
<b>19</b>	<b>Ignacio RIPOLL JARAUTA</b>					
	BOX 31MOTOS		MV AGUSTA			
1	2:06.816	39.715	43.580	43.521	111.6	2:06.816
2	1:56.880	31.443	41.905	43.532	121.1	4:03.696


Vlt.	Tiempo	Sector 1	Sector 2	Sector 3	Km/h	T. Sesión
3	1:58.400	31.968	42.141	44.291	119.6	6:02.096
4	1:56.466	31.147	42.106	43.213	121.6	7:58.562
5	1:56.712	31.516	42.032	43.164	121.3	9:55.274
6	1:56.301	31.670	41.979	<b>42.652</b>	121.7	11:51.575
7	1:56.406	31.756	41.608	43.042	121.6	13:47.981
8	1:56.512	31.699	41.759	43.054	121.5	15:44.493
9	1:56.770	31.236	42.033	43.501	121.3	17:41.263
10	<b>1:55.736</b>	<b>30.941</b>	41.611	43.184	122.3	19:36.999
11	1:56.365	31.932	<b>41.419</b>	43.014	121.7	21:33.364

Vlt.	Tiempo	Sector 1	Sector 2	Sector 3	Km/h	T. Sesión
<b>25</b>	<b>Alan KROH</b>					
	MV AGUSTA FACTORY		MV AGUSTA			
1	1:53.598	34.646	39.090	39.862	124.6	1:53.598
2	1:47.721	29.042	38.859	39.820	131.4	3:41.319
3	1:47.153	28.579	38.631	39.943	132.1	5:28.472
4	1:46.464	<b>28.372</b>	38.324	39.768	133.0	7:14.936
5	<b>1:46.431</b>	28.431	38.334	39.666	133.0	9:01.367
6	1:46.772	28.524	38.449	39.799	132.6	10:48.139
7	1:47.148	28.805	38.544	39.799	132.1	12:35.287
8	1:46.494	28.600	38.282	39.612	133.0	14:21.781
9	1:46.641	28.633	38.402	<b>39.606</b>	132.8	16:08.422
10	1:46.438	28.399	<b>38.250</b>	39.789	133.0	17:54.860
11	1:48.204	28.902	38.897	40.405	130.9	19:43.064

Vlt.	Tiempo	Sector 1	Sector 2	Sector 3	Km/h	T. Sesión
<b>29</b>	<b>Carlos LOPEZ-NAVARRO</b>					
	MOTOS BORDOY		MV AGUSTA			
1	2:08.550	40.876	43.674	44.000	110.1	2:08.550
2	2:01.438	33.936	43.569	43.933	116.6	4:09.988
3	2:00.758	33.735	43.131	43.892	117.2	6:10.746
4	1:59.558	32.623	43.018	43.917	118.4	8:10.304
5	<b>1:59.434</b>	<b>32.577</b>	42.939	43.918	118.5	10:09.738
6	1:59.638	32.603	<b>42.883</b>	44.152	118.3	12:09.376
7	1:59.579	32.952	43.035	<b>43.592</b>	118.4	14:08.955
8	2:06.153	33.358	43.451	49.344	112.2	16:15.108
9	2:11.347	36.974	47.108	47.265	107.8	18:26.455
10	2:07.659	35.081	46.164	46.414	110.9	20:34.114

Vlt.	Tiempo	Sector 1	Sector 2	Sector 3	Km/h	T. Sesión
<b>31</b>	<b>David PEINADO</b>					
	BOX 31MOTOS		MV AGUSTA			
1	1:59.272	37.487	40.366	41.419	118.7	1:59.272
2	<b>1:51.527</b>	29.961	<b>40.262</b>	<b>41.304</b>	127.0	3:50.799
3	1:51.585	<b>29.882</b>	40.343	41.360	126.9	5:42.384
4	1:52.913	30.494	40.590	41.829	125.4	7:35.297
5	1:53.029	30.270	40.821	41.938	125.3	9:28.326
6	1:53.073	30.274	40.857	41.942	125.2	11:21.399
7	1:53.679	30.510	41.019	42.150	124.6	13:15.078
8	1:54.659	30.657	41.234	42.768	123.5	15:09.737
9	1:54.285	30.781	41.216	42.288	123.9	17:04.022
10	1:55.147	31.088	41.565	42.494	123.0	18:59.169
11	1:56.813	31.079	42.004	43.730	121.2	20:55.982

Vlt.	Tiempo	Sector 1	Sector 2	Sector 3	Km/h	T. Sesión
<b>53</b>	<b>Daniel GONZALEZ ZUDAIRE</b>					
	NEW HOLLAND		MV AGUSTA			
1	1:54.517	34.926	39.468	40.123	123.6	1:54.517
2	1:47.587	28.576	39.015	39.996	131.6	3:42.104
3	1:47.546	28.384	38.917	40.245	131.7	5:29.650
4	<b>1:46.449</b>	<b>28.153</b>	38.663	39.633	133.0	7:16.099



# COPPA MV AGUSTA/WINKERS-JK

## CTO. INTERAUTONOMICO DE VELOCIDAD

### CARRERA MV AGUSTA


Vuelta a vuelta

CIRCUITO DE NAVARRA 3.933 m.

■ Mejor Personal ■ Mejor de la sesión B Cruzando la línea de meta por el pit lane.

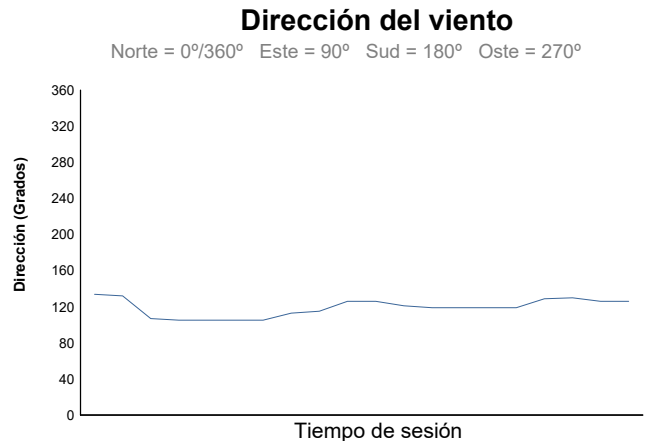
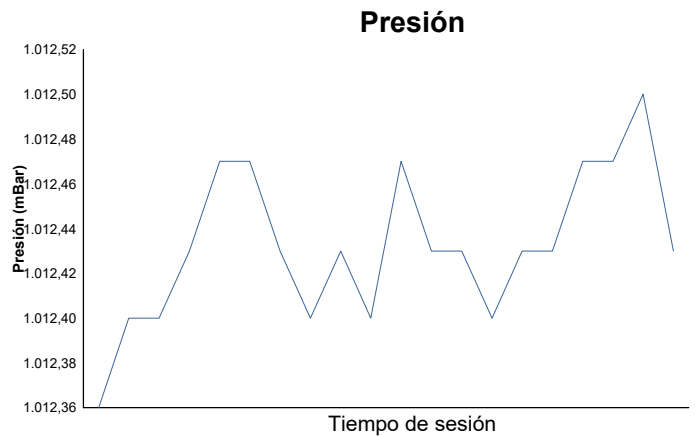
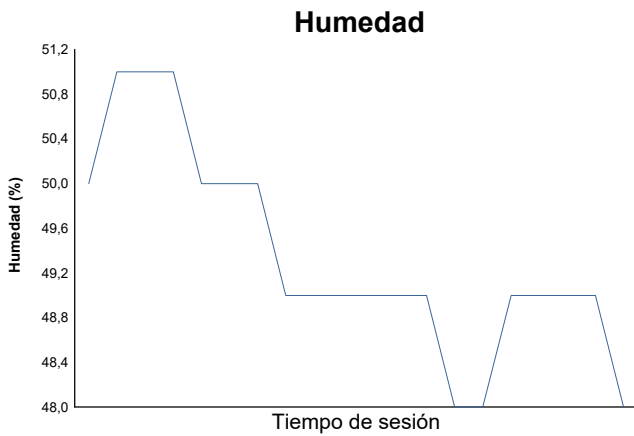
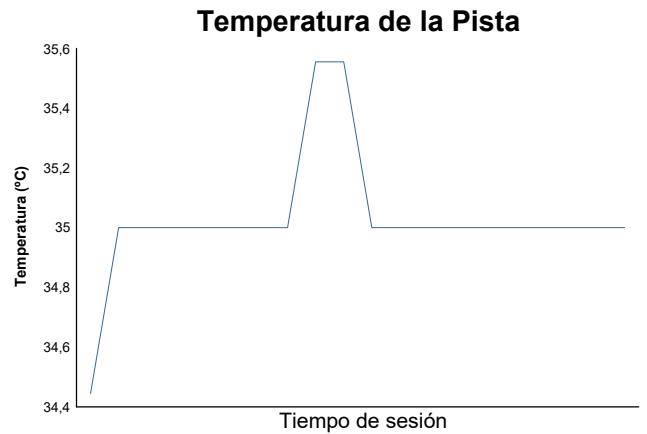
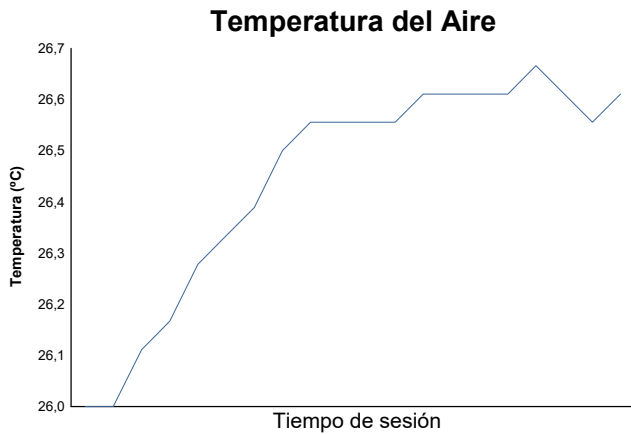
Vlt.	Tiempo	Sector 1	Sector 2	Sector 3	Km/h	T. Sesión	Vlt.	Tiempo	Sector 1	Sector 2	Sector 3	Km/h	T. Sesión
5	1:46.719	28.385	38.718	39.616	132.7	9:02.818							
6	1:47.086	28.476	38.715	39.895	132.2	10:49.904							
7	1:46.594	28.520	38.500	39.574	132.8	12:36.498							
8	1:46.583	28.483	38.275	39.825	132.8	14:23.081							
9	1:47.001	28.422	38.576	40.003	132.3	16:10.082							
10	1:48.315	28.787	39.129	40.399	130.7	17:58.397							
11	1:49.383	29.334	39.446	40.603	129.4	19:47.780							

94 Juan M. PEREZ SANTANA							
BOX 31MOTOS		MV AGUSTA					
1	1:55.889	35.893	39.561	40.435	122.2	1:55.889	
2	1:49.026	29.249	39.171	40.606	129.9	3:44.915	
3	1:49.408	29.385	39.362	40.661	129.4	5:34.323	
4	1:48.961	29.214	39.248	40.499	129.9	7:23.284	
5	1:48.649	29.299	38.954	40.396	130.3	9:11.933	
6	1:49.390	29.146	39.651	40.593	129.4	11:01.323	
7	1:49.151	29.365	39.486	40.300	129.7	12:50.474	
8	1:52.140	29.497	41.376	41.267	126.3	14:42.614	
9	1:50.352	29.730	39.690	40.932	128.3	16:32.966	
10	1:51.440	30.062	39.801	41.577	127.1	18:24.406	
11	1:52.088	30.154	40.275	41.659	126.3	20:16.494	



# CTO. INTERAUTONOMICO DE VELOCIDAD COPPA MV AGUSTA/WINKERS-JK CARRERA MV AGUSTA

## Informe meteorológico



Estado de la pista: **SECO**